

The Union County Commission met in Regular Called Meeting at 7:00 P.M. on Monday, December 10, 2018 at the Union County Courthouse. The Honorable Jason Bailey, County Chairman Presiding. A quorum being present, Union County commission was duly opened at 7:00 P.M.

The Agenda for December 10, 2018 is as follows

1. Call to Order
2. Invocation
3. Pledge of Allegiance
4. Roll Call
5. Announcements (if any):
6. Approve List for Public Comments
7. Approve Minutes of November 13, 2018 - Regular Meeting
8. Approve Notaries (if any):
9. County Mayor's Report – Mayor Jason Bailey
10. Sheriff's Report – Sheriff Breeding
11. Monthly Finance Report - Ann Dyer, Director of Finance
12. Budget Amendments & Transfers – Ann Dyer, Director of Finance
13. Equitable Sharing – Jared Effler, District Attorney
14. UCHS FFA/AG Issues Committee – Presentation Regarding TCAT for Union County
15. Bob Bass, Tennessee Corrections Institute
16. Broadband Grant Update – Tim Long, Sunset Digital
17. Old Business
18. New Business
19. **Addendums: Approve or Disapprove new appointments**
  - a. **Union County Health Council**
  - b. **Union County Budget Committee**
20. Public Comments
21. Adjourn

1. County Commission was duly opened by Sheriff, William F. Breeding, II.
2. Invocation by Commissioner Sidney Jessee, Jr.
3. Pledge of Allegiance was led by Commissioner Joyce Meltabarger.
4. Roll Call by Pam Ailor, Union County Clerk. **Commissioners Present:** Jeffrey Brantley, Jeffrey Chesney, Danny Cooke, Bill Cox, Earl Cox, Gary England, Kenny Hill, Janet Holloway, Sidney Jessee, Jr., R.L. Jones, Debra Keck, Larry Lay, Joyce Meltabarger, and Jody Smith. **Commissioners Absent:** Dawn Flatford and Becky Munsey.
5. Announcements:
  - Mayor Bailey spoke about an article in the Knoxville News Sentinel about Oak Grove School being placed on the National Register of Historic Places.
  - Commissioner Dawn Flatford was absent because of a death in her family.
  - Gifts on the tables were provided by Wanda Cox Byerley.
6. There was not anyone on the list for Public Comments
7. A **Motion** was made by **Janet Holloway** and **Seconded** by **Sidney Jessee, Jr.** to approve the minutes of November 13, 2018 – Regular Meeting.

County Chairman, Jason Bailey called for an **Aye Vote. Motion Carried.**

8. A **Motion** was made by **Jody Smith** and **Seconded** by **Joyce Meltabarger** to approve the following Notary: Janet Caylor.

County Chairman, Jason Bailey called for and **Aye Vote. Motion Carried.**

9. County Mayor’s Report – Mayor Jason Bailey

**Upcoming Dates to Remember**

**December:**

16	Maynardville Christmas Parade at 2:30
24	Christmas Eve – Courthouse Closed
25	Christmas Day – Courthouse Closed
31	New Year’s Eve – Courthouse Closes at Noon

**January:**

1	New Year’s Day – Courthouse Closed
10	Business and Industry Recruitment Committee Meeting at 7:00
15	Budget Committee Meeting at 7:00 (if approved)
16	Records Management Committee Meeting at 3:00
17	Planning Commission Meeting at 7:00
21	Joint Economic Community Development Committee Meeting at 10:00 (Chamber of Commerce)
24	911 Board Meeting at 7:00
26	Budget Class with Mrs. Dyer 8:00am – Noon
28	Delinquent Tax Committee Meeting at 6:00 (if necessary) County Commission Meeting at 7:00 (if approved)

**\*all meetings are held at the courthouse, unless specified\***

A **Motion** was made by **Earl Cox** and **Seconded** by **Sidney Jessee, Jr.** that future county commission meetings are to be held on the 4<sup>th</sup> (Fourth) Monday of each month beginning on January 28, 2019.

County Chairman, Jason Bailey called for a **Roll Call Vote. Commissioners Voting For:** Jeffrey Brantley, Jeffrey Chesney, Danny Cooke, Bill Cox, Earl Cox, Gary England, Kenny Hill, Janet Holloway, Sidney Jessee, Jr., R.L. Jones, Debra Keck, Larry Lay, Joyce Meltabarger, and Jody Smith. **Commissioners Voting Against:** None. **Commissioners Passing:** None. **Motion Carried.**

Chairman Bailey requested that future Budget Committee meetings be held on the 3<sup>rd</sup> (Third) Tuesday of each month beginning on January 15, 2019. Larry Lay, Budget Committee Chairman agreed.

**Mayor's Report  
December, 2018**

**Grants**

**In Process:**

- TDEC (TN Dept. of Environment and Conservation)  
Waste Reduction Grant \$73,418
- Boyd Foundation  
Dog Park Dash Grant for Wilson Park  
Cost may exceed grant amount of \$25,000...discuss in January
- Access to Health Grant  
Playground Equipment for Wilson Park  
Equipment installed by the end of the year
- Appalachian Regional Commission (ARC)  
Sewage Treatment Plant for Sharps Chapel Elementary School
- TDOT (Safe Routes to Schools)  
Pathway between Lafollette Housing and Luttrell Elementary School
- Three Star Grant  
Nutrition and Health Classes – Health Department  
Impaired Driving Simulator Package – Sheriff's Department
- ETHRA  
Two water fountains/fill stations for the courthouse
- TDOT (Road Improvements)  
\$250,000 grant (no match) to re-stripe, install reflectors, and new signage for the following roads...  
Little Valley and Hinds Creek (12.97 miles)  
Loyston Road (2.17 miles)  
Beard Valley Road (3.86 miles)  
Raccoon Valley (4.16 miles)
- Community Development Block Grant (CDBG)  
Purchasing 2 Ambulances

**Potential:**

- Community Development Block Grant (CDBG)  
Water Line Extension – Big Ridge Park Road  
\*\*Not enough residents interested\*\*  
➤ Another option for upcoming CDBG Grant – purchasing equipment for the county volunteer fire departments. Will receive notification soon.
- Bike trails connecting Anderson, Campbell, and Union Counties. TVA has expressed interest in the project. MOA to be presented to each county soon for commission approval. No cost to the county.

- **TN Department of Health**

\$120,000 to remodel front lobby of the Union County Health Department. No cost to the county.

- Broadband Ready Grant
- Researching funds for building/purchasing a facility for a TCAT location in Union County – Evan Sanders (grant writer)

### **County Buildings**

Community Buildings/Parks (Paulette, Brock, Cedar Grove, Sharps Chapel)

- **Part-Time Employee for Cleaning (including parks) Starts in January**

### **Trainings**

- Budget class on Saturday, January 26 from 8:00 am – noon.
- Ann Dyer will meet with each commissioner individually for more personalized trainings. Please call Mrs. Dyer to schedule a visit.

### **Other**

- ETHRA Probation Report
  - \$107,473 collected from 1/1/2018 – 9/30/18 (**Report Included**)
- “Backpack” Program from Local Government (**Information Attached**)
  - County Employees, EMS, and BOE will go completely paperless with payroll. This program allows employees to access all payroll information online. Assistance will be available for employees who do not have access to online system.
- Change of Meeting Dates (**Calendar Attached**)
 

Provides more time to prepare financial reports for commission. Reports will be mailed to commissioners before meetings

  - Road Commission – 1<sup>st</sup> Monday of each Month
  - School Board – 2<sup>nd</sup> Thursday of each Month
  - Budget Committee – 3<sup>rd</sup> Tuesday of each Month
  - County Commission – 4<sup>th</sup> Monday of each Month

### **Questions or Concerns??**

East Tennessee Human Resource Agency Program Activity Report (Judges' Report)	
Report created Wednesday, November 28, 2018	
Officer: All	Judge: All
Inclusive Dates: 1/1/2018 - 9/30/2018	County: Union
Program: Misdemeanor Probation	
<b>ACTIVITY SUMMARY (all transactions for month)</b>	
New client cases	244
Transferred in	0
Client cases closed	196
Client cases suspended	326
Client cases reactivated	153
Client cases placed under court review	0
<b>CENSUS (at month end)</b>	
Active (Open) client cases (108 clients)	126
Suspended client cases (651 clients)	737
Closed client cases (3,136 clients)	4,278
<b>CLOSED CASES (detail)</b>	
Probation Revoked	36
Early Release	94
Probation Complete	40
Expire	14
Death	3
Transfer Out	9
<b>SUSPENDED CASES (detail)</b>	
Client in Jail	6
Halfway House	2
Inpatient	8
Split Confinement	14
Violated	296
<b>REACTIVATED CASES (detail)</b>	
End Inpatient, Military, Jail, Appeal Status	25
Reinstate from Violated Status	128
<b>ADMINISTRATIVE ACTIVITY</b>	
Case Reopened by Management	3
Case Reopened by Officer	2
<b>CLIENT CONTACTS</b>	
Collateral	119
Face to Face	3,179
Telephone	4
<b>MONETARY OBLIGATIONS (collected this period)</b>	
A & D Assessment	\$330
A & D Class Fee	\$990
Court Ordered Payments	\$107,473
Drug Lab	\$220
Drug Screen	\$1,799
DUI 1 Class	\$2,305
<b>SERVICE OBLIGATIONS (hours)</b>	
Community Services	116
<b>PROGRAM OBLIGATIONS (hours)</b>	
A & D Assessment	24
A & D Inpatient Treatment	8
A & D Outpatient Treatment	62

126 Active

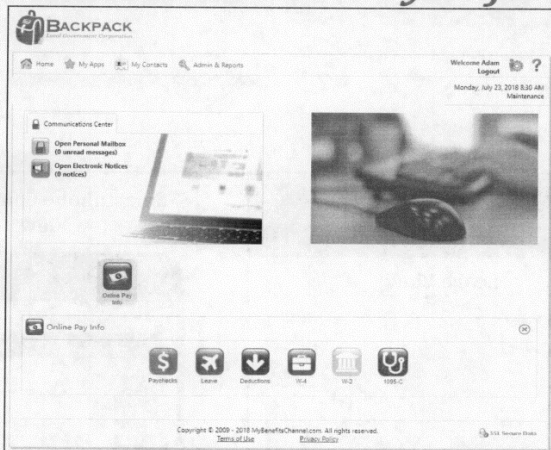
134 Completed

107,473.<sup>00</sup>  
Court Cost.  
Paid.

AA Meetings	6
Another Direction	3
Celebrate Recovery Pgm	21
Day Treatment	1
Domestic Violence Class	
DUI School	8
DUI School - Level 2	1
MADD Classes	14
Psychological Assessment	1
TBI Sex Offender Registry Check	148
<b>OTHER OBLIGATION INFORMATION</b>	
Number of Clients Paying Restitution	0
Number of Victims Compensated	0
Number of Clients Paying Supervision Fees	298
Number of Clients Paying Sex Offender Fees	0
Number of clients administered one or more alcohol/ drug screens	90
Number of client contacts during which alcohol/drug screens were performed	104
Number of client contacts during which client had positive drug screens	55
Number of clients administered one ore more alcohol/ drug lab tests	0
Number of client contacts during which alcohol/ drug labs were performed	0
Number of client contacts during which client had positive labs	0
Number Clients Reporting Wages Earned This Period	0
Amount of Wages Earned This Period	\$0

# ONLINE PAY INFO

## What is Online Pay Info?



Online Pay Info integrates with NextGen Payroll and gives your employees the ability to view pay information online. Employees can sign up for text and email notifications that will include gross, net, and year to date payroll information. Payroll information is automatically available online when the payroll process is complete. With NextGen Payroll, your employees can view the following:

- Paycheck
- Deductions
- Leave Balances
- W-2
- 1095C
- W-4

*Flexgen and Zortec customers will be required to manually export/import payroll information for online viewing. With Flexgen and Zortec Payroll, your employees are limited to viewing their paycheck stubs and W-2 forms.*

LOCAL GOVERNMENT CORPORATION | Ph: 800-381-4540  
www.localgovcorp.com | marketing@localgovcorp.com

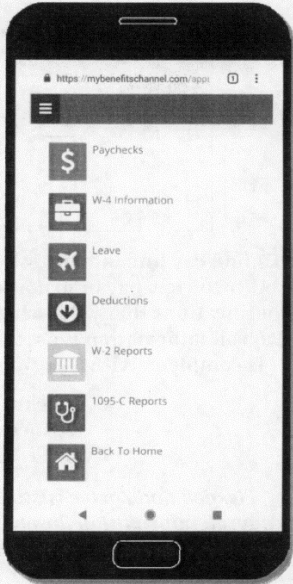
POWERED BY:  
my Benefits Channel



Paycheck View						
Emerson, Adam C 714 Armstrong Lane Suite 100 Columbia TN 38401		Sample City 714 Armstrong Lane Sample City TN 38401		Employee Number: 1014 Check Number: 35 Check Date: 5/19/2017 Pay Period End Date: 10/1/2016		
		Hrs/Days	Rate	Current	YTD	
Salary		0	\$711.53	\$711.53	\$5,591.39	
Gross Pay				\$711.53	\$5,824.03	
FIT				\$76.55	\$395.74	
Medicare				\$10.32	\$62.15	
Social Security				\$44.12	\$248.91	
Net Pay				\$580.54	\$4,679.34	
		Leave Type	Earned	Taken	Balance	
Military Leave		0 Hours	0 Hours	0 Hours	0 Hours	
Personal Days		0 Hours	0 Hours	4 Hours	4 Hours	
Sick Leave		0 Hours	0 Hours	480 Hours	480 Hours	
Vacation		0 Hours	0 Hours	26 Hours	26 Hours	
		Pre Tax Deductions		Current	YTD	
		TCRS-Retire Code 51		\$0.00	\$0.00	
		Total		\$0.00	\$155.44	
		Post Tax Deductions		Current	YTD	
		Total		\$0.00	\$0.00	
		Check Summary		Current	YTD	
		Gross Pay		\$711.53	\$5,824.03	
		Taxable Gross		\$711.53	\$4,245.53	
		Net Pay		\$580.54	\$4,679.34	
		Electronic Funds Transfer				
		Bank Of America		Checking	\$580.54	

Adam C Emerson	
My Leave	
General Fund	
Leave View	
Military Leave 0 Hours	
Personal Days 4 Hours	
Sick Leave 480 Hours	
Accumulated Balance: 480 Hours	
Submitted: - 0 Hours	
Available Balance: 480 Hours	
Rate: 8 Hours	
Year-to-Date Earned: 24 Hours	
Year-to-Date Taken: 4 Hours	
Year-to-Date Limit: 96 Hours	
Vacation 42 Hours	
Accumulated Balance: 42 Hours	
Submitted: - 0 Hours	
Available Balance: 42 Hours	
Rate: 8 Hours	
Year-to-Date Earned: 40 Hours	
Year-to-Date Taken: 6.5 Hours	
Year-to-Date Limit: 96 Hours	

Smartphone Compatible View



LOCAL GOVERNMENT CORPORATION | Ph: 800-381-4540  
www.localgovcorp.com | marketing@localgovcorp.com

POWERED BY:  
myBenefitsChannel

2019

January						
S	M	T	W	T	F	S
		1	2	3	4	5
6	7	8	9	10	11	12
13	14	15	16	17	18	19
20	21	22	23	24	25	26
27	28	29	30	31		

April						
S	M	T	W	T	F	S
	1	2	3	4	5	6
7	8	9	10	11	12	13
14	15	16	17	18	19	20
21	22	23	24	25	26	27
28	29	30				

July						
S	M	T	W	T	F	S
	1	2	3	4	5	6
7	8	9	10	11	12	13
14	15	16	17	18	19	20
21	22	23	24	25	26	27
28	29	30	31			

October						
S	M	T	W	T	F	S
		1	2	3	4	5
6	7	8	9	10	11	12
13	14	15	16	17	18	19
20	21	22	23	24	25	26
27	28	29	30	31		

February						
S	M	T	W	T	F	S
				1	2	
3	4	5	6	7	8	9
10	11	12	13	14	15	16
17	18	19	20	21	22	23
24	25	26	27	28		

May						
S	M	T	W	T	F	S
			1	2	3	4
5	6	7	8	9	10	11
12	13	14	15	16	17	18
19	20	21	22	23	24	25
26	27	28	29	30	31	

August						
S	M	T	W	T	F	S
				1	2	3
4	5	6	7	8	9	10
11	12	13	14	15	16	17
18	19	20	21	22	23	24
25	26	27	28	29	30	31

November						
S	M	T	W	T	F	S
					1	2
3	4	5	6	7	8	9
10	11	12	13	14	15	16
17	18	19	20	21	22	23
24	25	26	27	28	29	30

March						
S	M	T	W	T	F	S
				1	2	
3	4	5	6	7	8	9
10	11	12	13	14	15	16
17	18	19	20	21	22	23
24	25	26	27	28	29	30
31						

June						
S	M	T	W	T	F	S
						1
2	3	4	5	6	7	8
9	10	11	12	13	14	15
16	17	18	19	20	21	22
23	24	25	26	27	28	29
30						

September						
S	M	T	W	T	F	S
1	2	3	4	5	6	7
8	9	10	11	12	13	14
15	16	17	18	19	20	21
22	23	24	25	26	27	28
29	30					

December						
S	M	T	W	T	F	S
1	2	3	4	5	6	7
8	9	10	11	12	13	14
15	16	17	18	19	20	21
22	23	24	25	26	27	28
29	30	31				

Legend 1st Monday-Highway  
2nd Thursday-BOE  
3rd Tuesday-Budget Committee  
4th Monday-Commission

10. Sheriff Breeding provided the following information for the month of November, 2018

Total Calls for Service:	708
Accidents with Non-Injury:	26
Accidents with Injury:	5
Booked into Jail:	126
Jail Population:	85

11. Monthly Finance Report – Ann Dyer, Director of Finance

DIRECTOR OF FINANCE MONTHLY REPORT								
2017_18	101- General Fund	Beginning Balance	Adjustments	Receipts	Disburse-ments	Commission Transfer	Ending Balance	
Nov-17	101-General	\$ 1,713,552.38	\$ 316.95	\$ 582,236.66	\$ 449,311.62	\$ 7,194.35	\$ 1,839,600.02	
Dec-17	101-General	\$ 1,839,600.02	\$ 313.80	\$ 1,065,954.04	\$ 470,129.06	\$ 18,838.83	\$ 2,416,899.97	
Jan-18	101-General	\$ 2,416,899.97	\$ 531.23	\$ 661,438.48	\$ 531,121.00	\$ 9,093.27	\$ 2,538,655.41	
Feb-18	101-General	\$ 2,538,655.41	\$ 328.20	\$ 1,570,268.44	\$ 456,174.17	\$ 24,686.71	\$ 3,628,391.17	
Mar-18	101-General	\$ 3,628,391.17	\$ 341.48	\$ 442,950.39	\$ 753,398.39	\$ 5,631.82	\$ 3,312,652.83	
Apr-18	101-General	\$ 3,312,652.83	\$ 315.60	\$ 591,324.97	\$ 520,358.64	\$ 4,433.03	\$ 3,379,501.73	
May-18	101-General	\$ 3,379,501.73	\$ 314.70	\$ 262,559.60	\$ 548,673.76	\$ 2,262.27	\$ 3,091,440.00	
Jun-18	101-General	\$ 3,091,440.00	\$ 328.05	\$ 460,202.26	\$ 682,628.94	\$ 4,405.99	\$ 2,864,935.38	
Jul-18	101-General	\$ 2,864,935.38	\$ 428.14	\$ 796,804.11	\$ 798,429.77	\$ 6,549.89	\$ 2,857,187.97	
Aug-18	101-General	\$ 2,857,187.97	\$ 230.76	\$ 201,388.98	\$ 784,701.35	\$ 1,686.37	\$ 2,272,419.99	
Sep-18	101-General	\$ 2,272,419.99	\$ (688.90)	\$ 186,320.35	\$ 500,761.79	\$ 1,693.81	\$ 1,955,595.84	
Oct-18	101-General	\$ 1,955,595.84	\$ (781.01)	\$ 675,800.17	\$ 603,794.79	\$ 9,056.71	\$ 2,017,763.50	
Nov-18	101-General	\$ 2,017,763.50	\$ 304.58	\$ 673,735.19	\$ 532,713.22	\$ 9,008.75	\$ 2,150,081.30	
2017_18	118 Ambulance Service	Beginning Balance	Adjustments	Receipts	Disburse-ments	Commission Transfer	Ending Balance	
Nov-17	118-Amb. Service	\$ 184,227.37	\$ (316.95)	\$ 119,269.33	\$ 76,651.78	\$ 1,461.95	\$ 225,066.02	
Dec-17	118-Amb. Service	\$ 225,066.02	\$ (313.80)	\$ 230,453.83	\$ 101,309.79	\$ 3,497.27	\$ 350,398.99	
Jan-18	118-Amb. Service	\$ 350,398.99	\$ (556.23)	\$ 124,783.64	\$ 127,856.45	\$ 1,679.06	\$ 345,090.89	
Feb-18	118-Amb. Service	\$ 345,090.89	\$ (328.20)	\$ 244,763.03	\$ 105,271.84	\$ 3,900.68	\$ 480,353.20	
Mar-18	118-Amb. Service	\$ 480,353.20	\$ (341.48)	\$ 111,761.13	\$ 108,357.32	\$ 1,370.36	\$ 482,045.17	
Apr-18	118-Amb. Service	\$ 482,045.17	\$ (315.60)	\$ 146,391.91	\$ 297,096.30	\$ 1,524.98	\$ 329,500.20	
May-18	118-Amb. Service	\$ 329,500.20	\$ (81,265.67)	\$ 124,367.01	\$ 94,252.75	\$ 1,277.81	\$ 277,070.98	
Jun-18	118-Amb. Service	\$ 277,070.98	\$ (328.05)	\$ 99,079.69	\$ 172,756.41	\$ 1,055.75	\$ 202,010.46	
Jul-18	118-Amb. Service	\$ 202,010.46	\$ (428.14)	\$ 81,048.92	\$ 144,928.45	\$ 892.80	\$ 136,809.99	
Aug-18	118-Amb. Service	\$ 136,809.99	\$ (256.34)	\$ 137,370.27	\$ 123,666.26	\$ 1,392.22	\$ 148,865.44	
Sep-18	118-Amb. Service	\$ 148,865.44	\$ (237.80)	\$ 82,753.13	\$ 102,896.96	\$ 845.14	\$ 127,638.67	
Oct-18	118-Amb. Service	\$ 127,638.67	\$ (232.44)	\$ 137,735.78	\$ 101,448.64	\$ 1,918.68	\$ 161,774.69	
Nov-18	118-Amb. Service	\$ 161,774.69	\$ (304.58)	\$ 120,787.87	\$ 98,846.25	\$ 1,600.50	\$ 181,811.23	

PAGE 1 OF 6

Directors Monthly Report

12/10/2018



DIRECTOR OF FINANCE  
MONTHLY REPORT

2017_18	122- Drug Fund	Beginning Balance	Adjustments	Receipts	Disburse-ments	Commission Transfer	Ending Balance
Nov-17	122-Drug Fund	\$ 69,247.79		\$ 2,167.42	\$ 6,317.46	\$ 16.92	\$ 65,080.83
Dec-17	122-Drug Fund	\$ 65,080.83		\$ 5,217.25	\$ 913.58	\$ 14.61	\$ 69,369.89
Jan-18	122-Drug Fund	\$ 69,369.89		\$ 4,882.72	\$ 1,628.21	\$ 30.21	\$ 72,594.19
Feb-18	122-Drug Fund	\$ 72,594.19		\$ 1,494.35	\$ 7,742.56	\$ 13.20	\$ 66,332.78
Mar-18	122-Drug Fund	\$ 66,332.78		\$ 1,931.35	\$ 446.89	\$ 14.88	\$ 67,802.36
Apr-18	122-Drug Fund	\$ 67,802.36		\$ 3,123.35	\$ 5,730.90	\$ 21.74	\$ 65,173.07
May-18	122-Drug Fund	\$ 65,173.07		\$ 2,222.29	\$ -	\$ 17.47	\$ 67,377.89
Jun-18	122-Drug Fund	\$ 67,377.89		\$ 11,753.28	\$ 1,405.54	\$ 111.07	\$ 77,614.56
Jul-18	122-Drug Fund	\$ 77,614.56		\$ 796.57	\$ -	\$ 7.30	\$ 78,403.83
Aug-18	122-Drug Fund	\$ 78,403.83		\$ 1,773.65	\$ 9,065.24	\$ 6.44	\$ 71,105.80
Sep-18	122-Drug Fund	\$ 71,105.80		\$ 1,116.25	\$ 3,920.27	\$ 10.69	\$ 68,291.09
Oct-18	122-Drug Fund	\$ 68,291.09		\$ 1,007.00	\$ 2,653.96	\$ 7.69	\$ 66,636.44
Nov-18	122-Drug Fund	\$ 66,636.44		\$ 670.70	\$ 2,484.00	\$ 5.38	\$ 64,817.76

2017_18	131- Hwy Fund	Beginning Balance	Adjustments	Receipts	Disburse-ments	Commission Transfer	Ending Balance
Nov-17	131-Highway Dept	\$ 654,893.97		\$ 374,545.14	\$ 325,976.25	\$ 1,979.60	\$ 701,483.26
Dec-17	131-Highway Dept	\$ 701,483.26		\$ 247,667.26	\$ 91,782.33	\$ 3,248.49	\$ 854,119.70
Jan-18	131-Highway Dept	\$ 854,119.70		\$ 207,708.92	\$ 91,244.88	\$ 2,242.25	\$ 968,341.49
Feb-18	131-Highway Dept	\$ 968,341.49		\$ 247,680.99	\$ 151,542.87	\$ 3,436.05	\$ 1,061,043.56
Mar-18	131-Highway Dept	\$ 1,061,043.56		\$ 149,824.10	\$ 156,112.05	\$ 1,651.96	\$ 1,053,103.65
Apr-18	131-Highway Dept	\$ 1,053,103.65		\$ 150,423.53	\$ 86,180.21	\$ 1,539.41	\$ 1,115,807.56
May-18	131-Highway Dept	\$ 1,115,807.56		\$ 157,811.59	\$ 113,678.84	\$ 1,593.00	\$ 1,158,347.31
Jun-18	131-Highway Dept	\$ 1,158,347.31		\$ 156,902.95	\$ 634,249.53	\$ 1,601.59	\$ 679,399.14
Jul-18	131-Highway Dept	\$ 679,399.14		\$ 191,414.93	\$ 159,939.66	\$ 1,954.66	\$ 708,919.75
Aug-18	131-Highway Dept	\$ 708,919.75		\$ 159,698.38	\$ 198,263.47	\$ 1,597.51	\$ 668,757.15
Sep-18	131-Highway Dept	\$ 668,757.15	\$ 926.70	\$ 170,992.44	\$ 128,220.54	\$ 1,710.47	\$ 710,745.28
Oct-18	131-Highway Dept	\$ 710,745.28		\$ 228,974.60	\$ 135,322.68	\$ 2,641.23	\$ 801,755.97
Nov-18	131-Highway Dept	\$ 801,755.97		\$ 368,898.29	\$ 175,753.93	\$ 2,152.56	\$ 992,747.77

DIRECTOR OF FINANCE  
MONTHLY REPORT

2017_18	151- Debt Service	Beginning Balance	Adjustments	Receipts	Disburse-ments	Commission Transfer	Ending Balance
Nov-17	151- Debt Service	\$ 1,369,933.89	\$ (46,816.25)	\$ 88,030.90	\$ -	\$ 1,298.72	\$ 1,409,849.82
Dec-17	151- Debt Service	\$ 1,409,849.82	\$ (46,812.42)	\$ 747,312.65	\$ -	\$ 4,503.56	\$ 2,105,846.49
Jan-18	151- Debt Service	\$ 2,105,846.49	\$ (46,803.79)	\$ 105,776.29	\$ 62,408.00	\$ 1,728.15	\$ 2,100,682.84
Feb-18	151- Debt Service	\$ 2,100,682.84	\$ (47,424.12)	\$ 326,382.68	\$ 59,023.60	\$ 4,936.97	\$ 2,315,680.83
Mar-18	151- Debt Service	\$ 2,315,680.83	\$ (1,243,800.01)	\$ 371,458.43	\$ -	\$ 1,326.28	\$ 1,442,012.97
Apr-18	151- Debt Service	\$ 1,442,012.97	\$ (23,073.74)	\$ 109,855.52	\$ -	\$ 738.99	\$ 1,528,055.76
May-18	151- Debt Service	\$ 1,528,055.76	\$ (21,942.12)	\$ 59,806.56	\$ -	\$ 651.28	\$ 1,565,268.92
Jun-18	151- Debt Service	\$ 1,565,268.92	\$ (21,640.38)	\$ 64,151.37	\$ -	\$ 718.17	\$ 1,607,061.74
Jul-18	151- Debt Service	\$ 1,607,061.74	\$ (17,232.67)	\$ 56,020.03	\$ -	\$ 688.22	\$ 1,645,160.88
Aug-18	151- Debt Service	\$ 1,645,160.88	\$ (46,809.85)	\$ 54,767.15	\$ -	\$ 576.51	\$ 1,652,541.67
Sep-18	151- Debt Service	\$ 1,652,541.67	\$ (81,266.91)	\$ 51,268.40	\$ 45,480.51	\$ 477.81	\$ 1,576,584.84
Oct-18	151- Debt Service	\$ 1,576,584.84	\$ (46,803.87)	\$ 114,248.92	\$ -	\$ 1,870.08	\$ 1,642,159.81
Nov-18	151- Debt Service	\$ 1,642,159.81	\$ (46,802.22)	\$ 108,531.31	\$ -	\$ 1,628.12	\$ 1,702,260.78

2017_18	171- Capital Outlay	Beginning Balance	Adjustments	Receipts	Disburse-ments	Commission Transfer	Ending Balance
Nov-17	171-Capital Outlay	\$ 468,535.29		\$ 12,960.15	\$ -	\$ 259.24	\$ 481,236.20
Dec-17	171-Capital Outlay	\$ 481,236.20		\$ 62,854.24	\$ 1,400.00	\$ 1,257.02	\$ 541,433.42
Jan-18	171-Capital Outlay	\$ 541,433.42	\$ (100,000.00)	\$ 83,168.37	\$ 5,875.00	\$ 414.55	\$ 518,312.24
Feb-18	171-Capital Outlay	\$ 518,312.24		\$ 70,071.00	\$ -	\$ 1,401.73	\$ 586,981.51
Mar-18	171-Capital Outlay	\$ 586,981.51		\$ 12,226.66	\$ 19,614.67	\$ 245.46	\$ 579,348.04
Apr-18	171-Capital Outlay	\$ 579,348.04		\$ 2,953.59	\$ -	\$ 59.60	\$ 582,242.03
May-18	171-Capital Outlay	\$ 582,242.03	\$ 80,950.97	\$ 1,646.50	\$ 198,320.00	\$ 33.20	\$ 466,486.30
Jun-18	171-Capital Outlay	\$ 466,486.30		\$ 57,712.59	\$ -	\$ 62.83	\$ 524,136.06
Jul-18	171-Capital Outlay	\$ 524,136.06		\$ 3,964.68	\$ 106,343.20	\$ 79.36	\$ 421,678.18
Aug-18	171-Capital Outlay	\$ 421,678.18		\$ 895.79	\$ 13,485.00	\$ 18.23	\$ 409,070.74
Sep-18	171-Capital Outlay	\$ 409,070.74		\$ 35,006.64	\$ -	\$ 17.01	\$ 444,060.37
Oct-18	171-Capital Outlay	\$ 444,060.37		\$ 26,083.02	\$ -	\$ 520.94	\$ 469,622.45
Nov-18	171-Capital Outlay	\$ 469,622.45		\$ 18,931.41	\$ 9,090.00	\$ 378.15	\$ 479,085.71

Nov-18	172-Community	\$ 74,500.59		\$ -	\$ -	\$ -	\$ 74,500.59
--------	---------------	--------------	--	------	------	------	--------------

DIRECTOR OF FINANCE  
MONTHLY REPORT

2017_18	141- General Fund	Beginning Balance	Adjustments	Receipts	Disburse-ments	Commission Transfer	Ending Balance
Nov-17	141-General	\$ 8,642,876.17	\$ 86,786.72	\$ 2,555,741.35	\$ 1,545,602.20	\$ 7,154.18	\$ 9,732,647.86
Dec-17	141-General	\$ 9,732,647.86	\$ 99,342.23	\$ 3,071,170.38	\$ 2,687,574.70	\$ 18,090.36	\$ 10,197,495.41
Jan-18	141-General	\$ 10,197,495.41	\$ 87,673.85	\$ 2,645,563.25	\$ 1,826,809.72	\$ 8,932.11	\$ 11,094,990.68
Feb-18	141-General	\$ 11,094,990.68	\$ 88,165.11	\$ 3,142,563.56	\$ 2,019,768.21	\$ 19,832.14	\$ 12,286,119.00
Mar-18	141-General	\$ 12,286,119.00	\$ 87,213.80	\$ 2,494,477.13	\$ 2,378,382.96	\$ 6,809.10	\$ 12,482,617.87
Apr-18	141-General	\$ 12,482,617.87	\$ 88,718.15	\$ 2,386,023.84	\$ 1,911,291.44	\$ 4,698.92	\$ 13,041,369.50
May-18	141-General	\$ 13,041,369.50	\$ (3,274,472.41)	\$ 346,044.78	\$ 1,912,087.70	\$ 4,129.07	\$ 8,196,725.10
Jun-18	141-General	\$ 8,196,725.10	\$ 148,285.80	\$ 857,228.84	\$ 2,142,022.84	\$ 4,878.35	\$ 7,055,338.55
Jul-18	141-General	\$ 7,055,338.55	\$ 93,911.83	\$ 2,228,968.50	\$ 2,334,934.23	\$ 1,902.11	\$ 7,041,382.54
Aug-18	141-General	\$ 7,041,382.54	\$ 104,036.62	\$ 2,211,546.30	\$ 2,102,343.09	\$ 1,227.10	\$ 7,253,395.27
Sep-18	141-General	\$ 7,253,395.27	\$ 95,584.52	\$ 2,267,809.64	\$ 1,868,261.94	\$ 3,991.11	\$ 7,744,536.38
Oct-18	141-General	\$ 7,744,536.38	\$ 95,844.69	\$ 2,575,806.57	\$ 2,044,131.00	\$ 9,844.58	\$ 8,362,212.06
Nov-18	141-General	\$ 8,362,212.06	\$ 111,291.15	\$ 2,518,463.21	\$ 1,935,905.69	\$ 8,537.04	\$ 9,047,523.69

2017_18	142-Federal Fund	Beginning Balance	Adjustments	Receipts	Disburse-ments	Commission Transfer	Ending Balance
Nov-17	142-Federal	\$ 120,044.07	\$ (86,786.72)	\$ 222,771.85	\$ 137,668.16		\$ 118,361.04
Dec-17	142-Federal	\$ 118,361.04	\$ (99,342.23)	\$ 273,789.42	\$ 112,435.06		\$ 180,373.17
Jan-18	142-Federal	\$ 180,373.17	\$ (87,673.85)	\$ 198,948.39	\$ 116,195.70		\$ 175,452.01
Feb-18	142-Federal	\$ 175,452.01	\$ (88,165.11)	\$ 182,989.36	\$ 58,869.28		\$ 211,406.98
Mar-18	142-Federal	\$ 211,406.98	\$ (87,213.80)	\$ 174,499.27	\$ 105,272.13		\$ 193,420.32
Apr-18	142-Federal	\$ 193,420.32	\$ (88,718.15)	\$ 188,570.97	\$ 90,897.83		\$ 202,375.31
May-18	142-Federal	\$ 202,375.31	\$ (88,912.59)	\$ 172,475.99	\$ 153,399.10		\$ 132,539.61
Jun-18	142-Federal	\$ 132,539.61	\$ (148,285.80)	\$ 350,559.60	\$ 72,644.69		\$ 262,168.72
Jul-18	142-Federal	\$ 262,168.72	\$ (93,911.83)	\$ 216,457.44	\$ 145,603.40		\$ 239,110.93
Aug-18	142-Federal	\$ 239,110.93	\$ (104,036.62)	\$ 132,581.60	\$ 103,848.29		\$ 163,807.62
Sep-18	142-Federal	\$ 163,807.62	\$ (95,584.52)	\$ 306,074.33	\$ 89,750.57		\$ 284,546.86
Oct-18	142-Federal	\$ 284,546.86	\$ (95,844.69)	\$ 102,429.68	\$ 123,904.86		\$ 167,226.99
Nov-18	142-Federal	\$ 167,226.99	\$ (111,291.15)	\$ 186,260.92	\$ 123,208.01		\$ 118,988.75

DIRECTOR OF FINANCE  
MONTHLY REPORT

2017_18	143-Central Caferia	Beginning Balance	Adjustments	Receipts	Disburse-ments	Commission Transfer	Ending Balance
Nov-17	143-Food Service	\$ 606,076.97		\$ 173,878.72	\$ 159,086.60		\$ 620,869.09
Dec-17	143-Food Service	\$ 620,869.09		\$ 15,338.42	\$ 157,740.12		\$ 478,467.39
Jan-18	143-Food Service	\$ 478,467.39		\$ 196,607.38	\$ 95,348.02		\$ 579,726.75
Feb-18	143-Food Service	\$ 579,726.75		\$ 126,779.95	\$ 114,084.62		\$ 592,422.08
Mar-18	143-Food Service	\$ 592,422.08		\$ 281,208.32	\$ 209,741.13		\$ 663,889.27
Apr-18	143-Food Service	\$ 663,889.27		\$ 204,659.61	\$ 118,159.21		\$ 750,389.67
May-18	143-Food Service	\$ 750,389.67		\$ 34,335.94	\$ 145,480.77		\$ 639,244.84
Jun-18	143-Food Service	\$ 639,244.84	\$ 2,405.94	\$ 151,084.45	\$ 46,217.45		\$ 746,517.78
Jul-18	143-Food Service	\$ 746,517.78		\$ 135,469.12	\$ 82,047.88		\$ 799,939.02
Aug-18	143-Food Service	\$ 799,939.02		\$ 15,203.91	\$ 162,811.85		\$ 652,331.08
Sep-18	143-Food Service	\$ 652,331.08		\$ 40,625.28	\$ 145,385.70		\$ 547,570.66
Oct-18	143-Food Service	\$ 547,570.66	\$ 1,013.45	\$ 218,254.19	\$ 165,586.50		\$ 601,251.80
Nov-18	143-Food Service	\$ 601,251.80		\$ 207,937.54	\$ 115,186.93		\$ 694,002.41

2017_18	145 - Virtual School Fund	Beginning Balance	Adjustments	Receipts	Disburse-ments	Commission Transfer	Ending Balance
Nov-17	145- TNVA	\$ 444,382.43		\$ 398,222.11	\$ 372,676.84		\$ 469,927.70
Dec-17	145- TNVA	\$ 469,927.70		\$ 398,222.11	\$ 372,676.84		\$ 495,472.97
Jan-18	145- TNVA	\$ 495,472.97		\$ 398,222.11	\$ 372,676.84		\$ 521,018.24
Feb-18	145- TNVA	\$ 521,018.24		\$ 1,555,722.11	\$ -		\$ 2,076,740.35
Mar-18	145- TNVA	\$ 2,076,740.35		\$ 398,222.11	\$ 372,676.84		\$ 2,102,285.62
Apr-18	145- TNVA	\$ 2,102,285.62		\$ 398,222.11	\$ 1,902,853.68		\$ 597,654.05
May-18	145- TNVA	\$ 597,654.05		\$ -	\$ 372,851.51		\$ 224,802.54
Jun-18	145- TNVA	\$ 224,802.54		\$ 1,449,148.01	\$ 372,726.20		\$ 1,301,224.35
Jul-18	145- TNVA	\$ 1,301,224.35		\$ -	\$ 696,546.75		\$ 604,677.60
Aug-18	145- TNVA	\$ 604,677.60		\$ 615,186.00	\$ 641,976.92		\$ 577,886.68
Sep-18	145- TNVA	\$ 577,886.68		\$ 615,186.00	\$ 6,295.50		\$ 1,186,777.18
Oct-18	145- TNVA	\$ 1,186,777.18		\$ 615,186.00	\$ 1,146,757.34		\$ 655,205.84
Nov-18	145- TNVA	\$ 655,205.84		\$ 615,186.00	\$ 49.75		\$ 1,270,342.09



DIRECTOR OF FINANCE  
MONTHLY REPORT

2017_18	177-Education Capital Projects	Beginning Balance	Adjustments	Receipts	Disburse- ments	Commission Transfer	Ending Balance
Nov-17	177-ED CAP Pro	\$ 90,721.39			\$ 29,905.97		\$ 60,815.42
Dec-17	177-ED CAP Pro	\$ 60,815.42			\$ 12,850.00		\$ 47,965.42
Jan-18	177-ED CAP Pro	\$ 47,965.42	\$ 100,000.00		\$ 14,170.15		\$ 133,795.27
Feb-18	177-ED CAP Pro	\$ 133,795.27					\$ 133,795.27
Mar-18	177-ED CAP Pro	\$ 133,795.27			\$ 12,550.00		\$ 121,245.27
Apr-18	177-ED CAP Pro	\$ 121,245.27			\$ 14,213.26		\$ 107,032.01
May-18	177-ED CAP Pro	\$ 107,032.01	\$ 3,363,635.00		\$ -		\$ 3,470,667.01
Jun-18	177-ED CAP Pro	\$ 3,470,667.01			\$ 42,538.82		\$ 3,428,128.19
Jul-18	177-ED CAP Pro	\$ 3,428,128.19			\$ 5,250.00		\$ 3,422,878.19
Aug-18	177-ED CAP Pro	\$ 3,422,878.19			\$ 32,036.20		\$ 3,390,841.99
Sep-18	177-ED CAP Pro	\$ 3,390,841.99			\$ 4,166.36		\$ 3,386,675.63
Oct-18	177-ED CAP Pro	\$ 3,386,675.63			\$ 1,620.00		\$ 3,385,055.63
Nov-18	177-ED CAP Pro	\$ 3,385,055.63			\$ 75,275.05		\$ 3,309,780.58

UNION COUNTY GOVERNMENT								
EXPENDITURE REPORT								
FOR MONTH ENDING NOVEMBER 2018								
MAJOR FUNCTIONS					YTD			
FUND 101-GENERAL FUND	JUL	AUG	SEP	OCT	NOV	TOTAL	BUDGET	PRCT
51300MAYOR	12,137	17,650	14,761	13,034	13,867	71,448	180,195	40%
51500ELECTION COMMISSION	31,075	42,001	8,858	17,384	27,585	126,903	213,720	59%
51600REGISTER OF DEEDS	11,514	18,501	12,043	13,122	12,702	67,882	183,718	37%
51800COUNTY BUILDINGS	122,927	31,205	21,724	18,507	15,461	209,823	384,329	55%
51900GENERAL ADMINISTRATIVE	22,790	20,060	3,133	4,523	3,147	53,653	83,931	64%
52100ACCOUNTING & BUDGET	32,747	29,011	28,016	20,415	20,423	130,612	305,855	43%
52300PROPERTY ASSESSOR	13,260	21,876	15,450	20,223	15,944	86,754	227,173	38%
52400TRUSTEE	23,343	23,062	27,375	18,493	15,392	107,664	251,035	43%
52500COUNTY CLERK	23,592	39,557	26,153	27,591	26,391	143,285	381,621	38%
53100CIRCUIT COURT	34,690	29,290	21,541	22,359	18,984	126,864	283,571	45%
53300SESSIONS COURT	11,591	17,232	13,159	11,958	11,720	65,661	159,783	41%
53400CHANCERY	17,468	18,330	15,063	12,840	12,748	76,448	183,210	42%
54110SHERIFF	80,342	159,350	111,756	151,162	106,084	608,694	1,438,941	42%
54120SPECIAL PATROLS	13,105	35,054	24,701	25,306	22,708	120,873	309,663	39%
54210JAIL	81,674	130,029	82,421	84,625	86,812	465,562	1,148,352	41%
54240JUVENILE SERVICES	5,440	9,216	6,344	6,568	6,655	34,223	98,369	35%
54610MEDICAL EXAMINER	-	-	350	1,800	-	2,150	42,000	5%
55110HEALTH CENTER	12,748	1,932	2,503	3,118	1,569	21,870	91,911	24%
55732CONVENIENCE CENTER	-	25,500	12,750	12,750	12,750	63,750	153,000	42%
56300SENIOR CENTER	6,017	17,734	8,746	8,282	6,937	47,716	115,535	41%
56500LIBRARY	10,667	18,848	16,227	13,240	12,450	71,432	205,523	35%
TOTAL MAJOR FUNCTIONS	567,127	705,438	473,073	507,300	450,330	2,703,268	6,441,435	42%
TOTAL NON-MAJOR FUNCTIONS	78,709	123,433	42,031	87,461	38,125	369,759	1,060,439	35%
TOTAL GOVERNMENT	645,837	828,871	515,104	594,761	488,455	3,073,028	7,501,874	41%
OTHER FUNDS					YTD TOTAL		BUDGET	PRCT
FUND 118-AMBULANCE SERVICE	123,952	133,618	104,860	97,523	99,380	559,332	1,559,347	36%
FUND 122-DRUG FUND	7	12,694	11	5,146	400	18,258	34,455	53%

UNION COUNTY GOVERNMENT									
EXPENDITURE REPORT									
FOR MONTH ENDING NOVEMBER 2018									
MINOR FUNCTIONS						YTD			
FUND 101-GENERAL FUND	JUL	AUG	SEP	OCT	NOV	TOTAL	BUDGET	PRCT	
51100 COUNTY COMMISSION	4,795	4,795	4,496	4,795	4,496	23,377	66,157	35%	
51210 EQUALIZATION BOARD	-	-	-	-	-	-	800	0%	
51220 BEER BOARD	-	215	-	29	215	460	1,503	31%	
51400 COUNTY ATTORNEY	-	1,861	930	-	1,867	4,658	13,628	34%	
51710 PLANNING COMMISSION	-	800	400	400	400	2,000	10,035	20%	
52900 TRUSTEE COMMISSION	6,550	1,686	1,694	9,057	-	18,987	100,000	19%	
53930 VICTIMS ASSESSMENT	-	-	-	4,303	-	4,303	20,110	21%	
54310 FIRE PREVENTION	-	44,000	-	-	-	44,000	71,000	62%	
54420 RESCUE SQUAD	-	-	4,087	-	2,909	6,996	22,000	32%	
54490 OTHER EMERGENCY MGMT	-	-	-	-	-	-	152,416	0%	
55190 OTHER LOCAL HEALTH	7,830	15,454	10,864	10,398	10,860	55,407	169,700	33%	
55390 APPROPRIATION TO STATE	-	-	-	-	-	-	23,500	0%	
55710 SANITATION MGMNT	1,132	1,132	1,132	1,132	1,132	5,661	12,769	44%	
56700 PARKS AND FAIR BOARDS	201	5,242	662	33,205	4,170	43,480	56,100	78%	
57100 AGRICULTURE EXTENSION	1,047	1,463	1,770	6,680	1,750	12,709	69,657	18%	
57300 FOREST SERVICE	-	-	-	-	500	500	500	100%	
57500 SOIL CONSERVATION	3,402	5,540	4,049	4,394	4,227	21,612	60,684	36%	
58190 OTHER EC & COM DEVEL	-	-	-	-	-	-	-	0%	
58300 VETERAN'S SERVICES	1,180	1,476	1,637	1,926	1,653	7,873	19,276	41%	
58400 OTHER CHARGES-NONPROFIT	-	35,000	7,000	7,500	-	49,500	75,000	66%	
58600 EMPLOYEE BENEFITS	50,469	-	-	-	-	50,469	51,326	98%	
58900 MISCELLANEOUS	-	-	-	-	-	-	14,000	0%	
64000 LITTER AND TRASH COLLECT	2,104	4,768	3,308	3,641	3,946	17,768	50,278	35%	
TOTAL NON-MAJOR FUNCTIONS	78,709	123,433	42,031	87,461	38,125	369,759	1,060,439	35%	
OTHER FUNDS						YTD TTL	BUDGET	PRCT	
FUND 131-HIGHWAY	133,876	209,274	154,210	112,897	482,573	1,092,830	2,551,472	43%	
FUND 151-DEBT SERVICE	17,921	47,386	127,225	48,674	46,802	288,009	1,981,942	15%	

UNION COUNTY SCHOOLS								
EXPENDITURE REPORT								
FOR MONTH ENDING NOVEMBER 2018								
FUND 141-GP SCHOOLS	JUL	AUG	SEP	OCT	NOV	YTD TOTAL	BUDGET	PRCT
71100-REGULAR INSTRUCTION	41,030	1,021,518	913,544	925,725	910,143	3,811,960	11,342,323	34%
71200-SPECIAL EDUC PROG	7,957	135,212	146,945	143,607	150,280	584,001	2,012,678	29%
71300-VOCATIONAL ED	16,114	73,051	79,649	77,123	68,214	314,151	1,020,793	31%
72120-HEALTH SERVICES	8,402	22,650	31,384	28,798	27,847	119,081	287,430	41%
72130-GUIDANCE	5,379	36,720	39,894	39,882	40,841	162,716	736,526	22%
72210-REGULAR ED SUPPORT	33,635	69,875	57,628	57,844	46,592	265,575	763,461	35%
72220-SPECIAL ED SUPPORT	26,890	45,065	64,393	74,974	71,496	282,819	651,244	43%
72230-VOCATION SUPPORT	10,651	11,441	11,322	11,577	12,685	57,675	143,506	40%
72250-TECHNOLOGY	54,276	53,209	44,774	26,166	26,277	204,702	485,431	42%
72310-BOARD OF EDUCATION	246,670	10,765	27,276	19,628	8,452	312,790	548,114	57%
72320-DIRECTOR OF SCHOOLS	14,049	11,952	13,958	12,874	12,175	65,008	154,748	42%
72410-PRINCIPALS	40,845	133,202	133,979	135,537	138,513	582,076	1,695,529	34%
72510-FISCAL SERVICES	2,772	(1,980)	(792)	-	-	-	206,488	0%
72610-OPERATION OF PLANT	258,932	138,368	143,157	132,532	163,213	836,201	1,922,917	43%
72620-MAINTENANCE OF PLANT	22,480	45,956	35,502	49,889	33,864	187,691	378,005	50%
72710-TRANSPORTATION	59,403	94,462	102,970	96,089	109,129	462,053	1,254,694	37%
73100-FOOD SERVICE	-	-	-	-	-	-	-	0%
73300-COMMUNITY SERVICES	4,910	6,601	6,601	6,600	7,234	31,945	80,487	40%
73400-EARLY CHILDHOOD ED	600	55,022	20,884	48,175	68,275	192,956	448,054	0%
82330-DEBT SERVICE	-	-	-	-	-	-	777,300	0%
99100-TRANSFERS OUT	-	-	-	-	-	-	-	0%
TOTAL FUND 141	854,994	1,963,089	1,873,067	1,887,020	1,895,230	8,473,400	24,909,727	34%
FUND 142-FEDERAL SCHOOLS	JUL	AUG	SEP	OCT	NOV	YTD TOTAL	BUDGET	PRCT
011-CONSOLIDATED ADMIN	11,749	13,995	13,358	12,997	14,563	66,663	190,000	35%
101-TITLE I	12,907	74,316	151,751	69,375	82,033	390,381	1,242,079	31%
201-TITLE II	8,039	9,372	9,008	9,100	14,327	49,844	229,841	22%
301-ELL	-	-	12	472	759	1,244	1,535	81%
401-TITLE IV	-	2,065	2,065	2,065	2,065	8,259	82,661	10%
501-TITLE V	49	3,723	2,852	3,035	4,454	14,114	78,162	18%
720-READ TO BE READY	-	-	-	-	-	-	-	0%
801-CARL PERKIN	1,662	3,877	6,756	8,425	741	21,462	62,311	34%
802-CARL PERKINS RESERVE	-	-	780	-	72	852	12,000	7%
890-IDEA DISCRETIONARY	-	3,051	-	-	-	3,051	9,051	34%
901-IDEA	20,145	77,754	85,749	82,679	91,199	357,526	1,116,321	32%
911-IDEA PRESCHOOL	-	1,491	1,022	1,474	1,771	5,758	27,021	21%
TOTAL FUND 142	54,551	189,643	273,354	189,622	211,985	919,155	3,050,982	30%
FUND 143-CENTRAL CAFETERIA	JUL	AUG	SEP	OCT	NOV	YTD TOTAL	BUDGET	PRCT
73100-FOOD SERVICE	56,705	175,085	165,217	158,158	119,245	674,410	1,824,764	37%
FUND 145-OTHER ED-TNVA	JUL	AUG	SEP	OCT	NOV	YTD TOTAL	BUDGET	PRCT
VIRTUAL ACADEMY	49	37,299	6,247	1,146,807	573,354	1,763,756	6,151,860	29%

12. Budget Amendments & Transfers – Ann Dyer, Director of Finance

UNION COUNTY GOVERNMENT  
BUDGET AMENDMENT REQUEST  
Submitted to Budget Committee December 4, 2018  
FUND 101-General Fund

Function	Obj	COST CENTER	DESCRIPTION	Original/ Amended Budget	Decrease	Increase	Amended Budget
51800	707		BUILDING IMPROVEMENTS	\$ 2,500.00	\$ (2,500.00)		\$ -
51800	711		FURNITURE AND FIXTURES	\$ 1,800.00	\$ (1,800.00)		\$ -
51800	166		CUSTODIAL PERSONNEL	\$ -		\$ 4,300.00	\$ 4,300.00
58300	312		CONTRACTS WITH PRIVATE AGENCIES	\$ 400.00		\$ 49.00	\$ 449.00
58300	355		TRAVEL	\$ 800.00	\$ (49.00)		\$ 751.00
					\$ (4,349.00)	\$ 4,349.00	
					\$ -		NET CHANGE

This transfer request is to move funds to necessary lines within the appropriated budget

OFFICIAL SEAL OF  
UNION COUNTY  
TENNESSEE  
COUNTY CLERK

ADOPTED AND APPROVED IN OPEN MEETING, AT MAYNARDVILLE, TENNESSEE, this 10th day of DECEMBER, 2018  

Attest:  
Pam Ailor  
Union County Clerk

Jason Bailey, Chairman  
Union County Mayor

Voting Aye14  
Voting Nay0  
Pass0  
Abstain0

Page 1 of 3

A **Motion** was made by **R.L. Jones** and **Seconded** by **Larry Lay** to approve the Budget Amendment Request for FUND 101- General Fund, as presented.

County Chairman, Jason Bailey called for a **Roll Call Vote**. **Commissioners Voting For:** Jeffrey Brantley, Jeffrey Chesney, Danny Cooke, Bill Cox, Earl Cox, Gary England, Kenny Hill, Janet Holloway, Sidney Jessee, Jr., R.L. Jones, Debra Keck, Larry Lay, Joyce Meltabarger, and Jody Smith. **Commissioners Voting Against:** None. **Commissioners Passing:** None. **Motion Carried.**

13



UNION COUNTY GOVERNMENT  
BUDGET AMENDMENT REQUEST  
Submitted to Budget Committee December 4, 2018  
**FUND 118-AMBULANCE SERVICE**

Function	Obj	COST CENTER	DESCRIPTION	Original/ Amended Budget	Decrease	Increase	Amended Budget
55130	210		UNEMPLOYMENT COMPENSATION	\$ 500.00		\$ 4,000.00	\$ 4,500.00
55130	335		MAINTENANCE AND REPAIR SERVICES-BUILDINGS	\$ 5,000.00		\$ 2,000.00	\$ 7,000.00
55130	511		VEHICLE AND EQUIPMENT INSURANCE	\$ 8,125.00		\$ 100.00	\$ 8,225.00
55130	718		MOTOR VEHICLES	\$ 15,000.00		\$ 8,225.00	\$ 23,225.00
55130	502		BUILDING AND CONTENTS INSURANCE	\$ 2,745.00	\$ (2,745.00)		\$ -
55130	513		WORKMAN'S COMPENSATION INSURANCE	\$ 57,864.00	\$ (11,580.00)		\$ 46,284.00
					\$ (14,325.00)	\$ 14,325.00	
					\$ -		<b>NET CHANGE</b>

This transfer request is to move funds to necessary lines within the appropriated budget



ADOPTED AND APPROVED IN OPEN MEETING, AT MAYNARDVILLE, TENNESSEE, this 10th day of DECEMBER, 2018

*Pam Ailor*  
Pam Ailor  
Union County Clerk

*Jason Bailey*  
Jason Bailey, Chairman  
Union County Mayor

Voting Aye	14
Voting Nay	0
Pass	0
Abstain	0

A **Motion** was made by **Janet Holloway** and **Seconded** by **Kenny Hill** to approve the Budget Amendment Request for FUND 118-Ambulance Service, as presented.

County Chairman, Jason Bailey called for a **Roll Call Vote**. **Commissioners Voting For:** Jeffrey Brantley, Jeffrey Chesney, Danny Cooke, Bill Cox, Earl Cox, Gary England, Kenny Hill, Janet Holloway, Sidney Jessee, Jr., R.L. Jones, Debra Keck, Larry Lay, Joyce Meltabarger, and Jody Smith. **Commissioners Voting Against:** None. **Commissioners Passing:** None.  
**Motion Carried.**

UNION COUNTY GOVERNMENT  
BUDGET AMENDMENT REQUEST  
Submitted to Budget Committee December 4, 2018

FUND 122-Drug Fund


Function	Obj	COST CENTER	DESCRIPTION	Original/ Amended Budget	Decrease	Increase	Amended Budget
54150	431	ES998	LAW ENFORCEMENT SUPPLIES	\$ -		\$ 9,748.78	\$ 9,748.78
54150	401		ANIMAL FOOD AND SUPPLIES	\$ 2,000.00		\$ 200.00	\$ 2,200.00
					\$ -	\$ 9,748.78	
						\$ 9,748.78	NET CHANGE


This transfer request is to move funds to necessary lines within the appropriated budget

39000	FUND BALANCE	\$ (9,748.78)
44570	CONTRIBUTIONS & GIFTS	\$ 200.00



ADOPTED AND APPROVED IN OPEN MEETING, AT MAYNARDVILLE, TENNESSEE, this 10th day of DECEMBER, 2018

  
Pam Ailor  
Union County Clerk


  
Jason Bailey, Chairman  
Union County Mayor

Voting Aye	14
Voting Nay	0
Pass	0
Abstain	0


A **Motion** was made by **Bill Cox** and **Seconded** by **Sidney Jessee, Jr.**, to approve the Budget Amendment Request for FUND 122-Drug Fund, as presented.

County Chairman, Jason Bailey called for a **Roll Call Vote**. **Commissioners Voting For:** Jeffrey Brantley, Jeffrey Chesney, Danny Cooke, Bill Cox, Earl Cox, Gary England, Kenny Hill, Janet Holloway, Sidney Jessee, Jr., R.L. Jones, Debra Keck, Larry Lay, Joyce Meltabarger, and Jody Smith. **Commissioners Voting Against:** None. **Commissioners Passing:** None. **Motion Carried.**

13. There was a brief discussion on the letter from District Attorney General, Jared Effler about Equitable Sharing.



**JARED EFFLER**  
District Attorney General  
8<sup>th</sup> Judicial District of Tennessee  
Campbell, Claiborne, Fentress, Scott & Union Counties



**Assistants DAG**  
Thomas E. Barclay  
Graham E. Wilson  
David M. Pollard, Jr.  
Sarah H. West Davis  
Matthew K. McClung  
Courtney H. Stanifer  
Tyler K. L. Hurst  
Carla N. Brewer  
Philip A. Kazee  
Meredith E. Slemm  
Lindsey C. Cadle  
Ron Laffitte  
Jordan W. Howanitz  
Christy A. Smith  
Brandon K. Pelizzari

**Special Assistant to the DAG**  
Steve A. Carson

**Administrator**  
Kathy A. Henard

**Coordinators**  
Lana Roberts, Victim/Witness  
Sandy K. Hurley, Claiborne Co.  
Keisha Hughes, Campbell Co.  
Bryan Pyle, Fentress Co.  
Jeanne Collins, Union Co.  
Amanda Rutherford, DUI

**Assistant Coordinators**  
Daniel E. Barnett  
Jessica R. Cain  
Scott Jeffers  
Lauren W. Botts  
Taylor E. Buttram  
LeAnn Cupp

**Drug Task Force**  
Josh Goins, Director  
Jami Hall, Agent  
Jackie White, Coordinator

**Campbell County Office** ☐  
POB 323, Campbell Co. Crthse.  
Jacksboro, TN 37757  
Telephone (423) 562-4991  
Fax (423) 562-9602  
E-Mail: Jacksboro@tndagc.org

**Claiborne County Office** ☐  
411 Blue Top Rd., Ste. 2  
Tazewell, TN 37879  
Telephone (423) 626-8002  
Fax (423) 626-2073  
E-Mail: Tazewell@tndagc.org

**Fentress County Office** ☐  
POB 321, 225 West Central Ave.  
Jamestown, TN 38556  
Telephone (931) 400-8080  
Fax (931) 879-9112

**Scott County Office** ☐  
575 Scott High Dr., Ste. A  
Huntsville, TN 37756  
Telephone (423) 663-2544  
Fax (423) 663-4105  
E-Mail: Huntsville@tndagc.org

**Union County Office** ☒  
P.O. Box 943  
105 Monroe St., Ste. 2  
Maynardville, TN 37807  
Telephone (865) 992-8826  
Fax (865) 992-8240

**Drug Task Force** ☐  
P. O. Box 264  
Jacksboro, TN 37757  
Telephone (423) 566-5843  
Fax (423) 201-9363

December 6, 2018

Mayor Jason Bailey and Board of Commissioners  
901 Main Street, Suite 100  
Maynardville, TN 37807


Re: Federal Forfeitures

Dear Mayor and Commissioners:

I am writing to thank Union County government for its support of the efforts of our office and law enforcement to combat illegal drugs in our district.

On December 4, 2018, the Union County Financial Management Committee, Mayor Bailey, Director of Finance Ann Dyer, Sheriff Billy Breeding and myself entered into a Memorandum of Understanding whereby any monies awarded to the Eighth Judicial District Drug Task Force through federal forfeiture from cases resulting from activity of the task force shall be paid into the Union County, Tennessee Department of Finance; and that said monies shall be distributed as follows: twenty percent (20%) to the Union County Sheriffs Office to be used solely for the support of said office and eighty percent (80%) to the Eighth Judicial District Drug Task Force to be used solely for the support of the task force. Union County was chosen to accept these funds because it is approved by federal authorities to do so. I believe that this arrangement is a win-win for both the Union County Sheriffs Department and our drug task force in that it allows monies recovered from illegal drug transactions to make their way back into our communities to support local law enforcement efforts. I strongly believe that it is a good outcome any time law enforcement can be funded from those who violated our laws, not law-abiding citizens.

Should there be any questions about Union County serving as a pass through for any federal forfeitures awarded to our drug task force, please do not hesitate to let me know.

Sincerely,  
  
Jared Effler  
District Attorney General

JE/jc


Enclosure




### Memorandum of Understanding

Comes now the Eighth Judicial District Drug Task Force, through the Office of the Eighth Judicial District Attorney General, and the Union County Sheriff's Office, through Union County Government, and enter into this Memorandum of Understanding whereby any monies awarded to the Eighth Judicial District Drug Task Force through federal forfeiture from cases resulting from activity of its Eighth Judicial District Drug Task Force shall be paid into the Union County, Tennessee Department of Finance; and that said monies shall be distributed as follows: twenty percent (20%) to the Union County Sheriff's Office to be used solely for the support of said office and eighty percent (80%) to the Eighth Judicial District Drug Task Force to be used solely for the support of said task force.

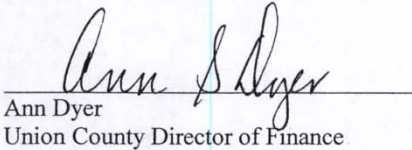
Entered into this the 4<sup>th</sup> day of December, 2018.




Jared Effler  
Eighth Judicial District Attorney General



Jason Bailey  
Union County Mayor



Ann Dyer  
Union County Director of Finance



Billy Breeding  
Union County Sheriff

14. A Presentation was given by the UCHS FFA/AG Issues Committee regarding TCAT for Union County
15. A presentation was given by Bob Bass from the Tennessee Corrections Institute about the County Correction Partnership. Mayor Bailey will form a committee and announce the members at the January 28, 2019 meeting.
16. Tim Long, representing Sunset Digital, gave a brief update about the Broadband Grant and expanding service into Sharps Chapel.
17. Old Business: No Old Business was brought before County Commission in open meeting on Monday, December 10, 2018.
18. New Business: No New Business was brought before County Commission in open meeting on Monday, December 10, 2018.

19. Addendums (if any)

- a. A **Motion** was made by **Larry Lay** and **Seconded** by **Sidney Jessee, Jr.** to replace **Bill Cox** on the Union County Budget Committee and appoint **Earl Cox** on the Budget Committee and also to appoint **Brittany Muncey, RN** to the Union County Health Council.

County Chairman, Jason Bailey called for a **Roll Call Vote. Commissioners Voting For:** Jeffrey Brantley, Jeffrey Chesney, Danny Cooke, Bill Cox, Gary England, Kenny Hill, Janet Holloway, Sidney Jessee, Jr., R.L. Jones, Debra Keck, Larry Lay, Joyce Meltabarger, and Jody Smith. **Commissioners Voting Against:** None. **Commissioners Passing:** Earl Cox. **Motion Carried.**

20. Public Comments: No Public Comments was brought before County Commission in open meeting on Monday, December 10, 2018.

21. A **Motion** was made by **Sidney Jessee, Jr.** and **Seconded** by **R.L. Jones** to **Adjourn.**

County Chairman, Jason Bailey called for an **Aye Vote. Motion Carried.**

Union County Commission's Regular Meeting **Adjourned at 8:50 P.M.**