

The Union County Commission met in Regular Called Meeting at 7:00 P.M. on Monday, January 8, 2018 at the Union County Courthouse. The Honorable Gary England, County Chairman, Presiding. A quorum being present, Union County Commission was duly opened at 7:00 PM.

The Agenda for January 8, 2018 is as follows:

1. Call to Order
2. Invocation
3. Pledge of Allegiance
4. Roll Call
5. Announcements (if any):
6. Approve Minutes of November 13, 2017 – Regular Meeting
7. Approve Notaries (if any):
8. Sheriff's Report – Sheriff Breeding
9. Monthly Report – Ann Dyer, Director of Finance
10. Budget Amendments & Transfers - Ann Dyer, Director of Finance
11. Annual Debt Report – Ann Dyer, Director of Finance
12. Approve/Disapprove - 2018 County Road List – David Cox, Road Superintendent
13. Discuss Track & Field Project for Union County High School – Dr. Carter
14. Old Business:
15. New Business:
16. **Addendums (if any):**
 - a. **Approve/Disapprove Resolution for CDBG Ambulance Grant**
 - b. **Approve/Disapprove Budget Amendment – 131-Highway Fund**
17. Adjourn

1. County Commission was duly opened by Sheriff, William F. Breeding, II.
2. Invocation by Commissioner Wayne Roach.
3. Pledge of Allegiance was led by Commissioner Stan Dail.
4. Roll call by Pam Ailor, Union County Clerk. **Commissioners Present:** J. M. Bailey, Lynn Beeler, Bob Bowers, Bill Cox, Stan Dail, Gary England, Jonathan Goforth, Janet Holloway, R. L. Jones, Wayne Roach, Mike Sexton, Chris Upton, and Doyle Welch.

Commissioners Absent: Dawn Flatford, Kenny Hill, and Jody Smith.

5. Announcements:
 - A Public Meeting will be held at 1:00–3:00 pm & 6:00–8:00 pm on Thursday, January 25, 2018 at the Maynardville Senior Center to discuss a Comprehensive Parks Master Plan (parks and recreation for our future)
6. A **Motion** was made by **Janet Holloway** and **Seconded** by **Stan Dail** to approve the minutes of November 13, 2017 – Regular Meeting.

County Chairman, Gary England called for an **Aye Vote. Motion Carried.**

7. A **Motion** was made by **R. L. Jones** and **Seconded** by **Bob Bowers** to approve the following Notaries: Tiffany R. Deguio and Lisa Ann Kaiser.

County Chairman, Gary England called for an **Aye Vote. Motion Carried.**

8. Sheriff Breeding provided the following information for the month of December 2017.

Total Calls for Service:	691
Accidents with Non-Injury:	31
Accidents with Injury:	13
Residential Burglaries:	0
Booked Into Jail:	142
Jail Population:	79

An Active Shooters seminar will be held at 7:00 pm, on Monday, January 22, 2018 at the Union County High School Auditorium.

9. Monthly Reports – Ann Dyer, Director of Finance

**DIRECTOR OF FINANCE
MONTHLY REPORT**

2017_18	101- General Fund	Beginning Balance	Adjustments	Receipts	Disbursements	Commission Transfer	Ending Balance
Dec-16	101-General	\$ 1,243,421.61	\$ 555.48	\$ 1,303,705.05	\$ 491,598.07	\$ 19,136.96	\$ 2,036,947.11
Jan-17	101-General	\$ 2,036,947.11	\$ 418.29	\$ 1,059,011.24	\$ 551,980.25	\$ 13,107.64	\$ 2,531,288.75
Feb-17	101-General	\$ 2,531,288.75	\$ 653.55	\$ 1,245,366.04	\$ 446,191.28	\$ 21,910.05	\$ 3,309,207.01
Mar-17	101-General	\$ 3,309,207.01	\$ 480.35	\$ 430,198.18	\$ 566,754.45	\$ 5,488.22	\$ 3,167,642.87
Apr-17	101-General	\$ 3,167,642.87	\$ 503.33	\$ 444,851.70	\$ 500,119.86	\$ 4,051.27	\$ 3,108,826.77
May-17	101-General	\$ 3,108,826.77	\$ 368.36	\$ 271,633.33	\$ 515,593.30	\$ 2,542.63	\$ 2,862,692.53
Jun-17	101-General	\$ 2,862,692.53	\$ 481.70	\$ 771,041.55	\$ 639,014.35	\$ 7,721.64	\$ 2,987,479.79
Jul-17	101-General	\$ 2,987,479.79	\$ 457.30	\$ 236,742.25	\$ 722,053.86	\$ 1,880.48	\$ 2,500,745.00
Aug-17	101-General	\$ 2,500,745.00	\$ (139,371.81)	\$ 216,457.94	\$ 601,352.08	\$ 1,909.47	\$ 1,974,569.58
Sep-17	101-General	\$ 1,974,569.58	\$ 322.24	\$ 428,249.29	\$ 611,648.04	\$ 5,421.03	\$ 1,786,072.04
Oct-17	101-General	\$ 1,786,072.04	\$ 318.75	\$ 469,436.79	\$ 535,208.59	\$ 7,066.61	\$ 1,713,552.38
Nov-17	101-General	\$ 1,713,552.38	\$ 316.95	\$ 582,236.66	\$ 449,311.62	\$ 7,194.35	\$ 1,839,600.02
Dec-17	101-General	\$ 1,839,600.02	\$ 313.80	\$ 1,065,954.04	\$ 470,129.06	\$ 18,838.83	\$ 2,416,899.97

2017_18	118 Ambulance Service	Beginning Balance	Adjustments	Receipts	Disbursements	Commission Transfer	Ending Balance
Dec-16	118-Amb. Service	\$ 96,866.89	\$ (555.48)	\$ 192,135.35	\$ 130,664.18	\$ 3,094.09	\$ 154,688.49
Jan-17	118-Amb. Service	\$ 154,688.49	\$ (418.29)	\$ 98,141.50	\$ 120,368.86	\$ 1,459.31	\$ 130,583.53
Feb-17	118-Amb. Service	\$ 130,583.53	\$ (653.55)	\$ 191,326.47	\$ 111,359.15	\$ 3,407.77	\$ 206,489.53
Mar-17	118-Amb. Service	\$ 206,489.53	\$ (480.35)	\$ 93,546.42	\$ 126,595.29	\$ 1,249.71	\$ 171,710.60
Apr-17	118-Amb. Service	\$ 171,710.60	\$ (503.33)	\$ 41,591.23	\$ 86,653.61	\$ 462.06	\$ 125,682.83
May-17	118-Amb. Service	\$ 125,682.83	\$ (483.22)	\$ 65,831.31	\$ 104,862.04	\$ 705.94	\$ 85,462.94
Jun-17	118-Amb. Service	\$ 85,462.94	\$ (481.70)	\$ 108,943.18	\$ 98,483.23	\$ 1,144.45	\$ 94,296.74
Jul-17	118-Amb. Service	\$ 94,296.74	\$ (447.30)	\$ 69,885.16	\$ 130,537.49	\$ 750.97	\$ 32,446.14
Aug-17	118-Amb. Service	\$ 32,446.14	\$ 139,381.81	\$ 76,174.76	\$ 139,016.91	\$ 781.85	\$ 108,203.95
Sep-17	118-Amb. Service	\$ 108,203.95	\$ (322.24)	\$ 111,037.52	\$ 90,504.60	\$ 1,394.20	\$ 127,020.43
Oct-17	118-Amb. Service	\$ 127,020.43	\$ (318.75)	\$ 171,736.76	\$ 112,079.30	\$ 2,131.77	\$ 184,227.37
Nov-17	118-Amb. Service	\$ 184,227.37	\$ (316.95)	\$ 119,269.33	\$ 76,651.78	\$ 1,461.95	\$ 225,066.02
Dec-17	118-Amb. Service	\$ 225,066.02	\$ (313.80)	\$ 230,453.83	\$ 101,309.79	\$ 3,497.27	\$ 350,398.99

**DIRECTOR OF FINANCE
MONTHLY REPORT**

2017_18	122- Drug Fund	Beginning Balance	Adjustments	Receipts	Disbursements	Commission Transfer	Ending Balance
Dec-16	122-Drug Fund	\$ 61,785.49		\$ 442.85	\$ 5,918.97	\$ 4.43	\$ 56,304.94
Jan-17	122-Drug Fund	\$ 56,304.94		\$ 6,325.05	\$ 2,758.20	\$ 63.25	\$ 59,808.54
Feb-17	122-Drug Fund	\$ 59,808.54		\$ 24,660.50	\$ 80.00	\$ 17.01	\$ 84,372.03
Mar-17	122-Drug Fund	\$ 84,372.03		\$ 12,971.40	\$ 3,354.35	\$ 110.72	\$ 93,878.36
Apr-17	122-Drug Fund	\$ 93,878.36		\$ 1,324.35	\$ 20,913.96	\$ 13.25	\$ 74,275.50
May-17	122-Drug Fund	\$ 74,275.50		\$ 3,206.80	\$ 1,316.34	\$ 32.07	\$ 76,133.89
Jun-17	122-Drug Fund	\$ 76,133.89		\$ 383.80	\$ 2,919.67	\$ 3.84	\$ 73,594.18
Jul-17	122-Drug Fund	\$ 73,594.18		\$ 1,176.10	\$ 424.94	\$ 11.76	\$ 74,333.58
Aug-17	122-Drug Fund	\$ 74,333.58		\$ 10,916.37	\$ 19,963.54	\$ 104.41	\$ 65,182.00
Sep-17	122-Drug Fund	\$ 65,182.00		\$ 1,826.85	\$ 292.26	\$ 16.07	\$ 66,700.52
Oct-17	122-Drug Fund	\$ 66,700.52		\$ 2,726.50	\$ 151.96	\$ 27.27	\$ 69,247.79
Nov-17	122-Drug Fund	\$ 69,247.79		\$ 2,167.42	\$ 6,317.46	\$ 16.92	\$ 65,080.83
Dec-17	122-Drug Fund	\$ 65,080.83		\$ 5,217.25	\$ 913.58	\$ 14.61	\$ 69,369.89

2017_18	131- Hwy Fund	Beginning Balance	Adjustments	Receipts	Disbursements	Commission Transfer	Ending Balance
Dec-16	131-Highway Dept	\$ 526,339.32		\$ 216,924.95	\$ 174,765.60	\$ 2,945.05	\$ 565,553.62
Jan-17	131-Highway Dept	\$ 565,553.62		\$ 173,318.36	\$ 99,256.00	\$ 2,046.49	\$ 637,569.49
Feb-17	131-Highway Dept	\$ 637,569.49		\$ 232,353.53	\$ 99,265.16	\$ 3,313.31	\$ 767,344.55
Mar-17	131-Highway Dept	\$ 767,344.55		\$ 133,607.18	\$ 156,333.68	\$ 1,520.50	\$ 743,097.55
Apr-17	131-Highway Dept	\$ 743,097.55		\$ 133,304.01	\$ 74,245.41	\$ 1,357.98	\$ 800,798.17
May-17	131-Highway Dept	\$ 800,798.17		\$ 129,551.82	\$ 176,739.37	\$ 1,318.45	\$ 752,292.17
Jun-17	131-Highway Dept	\$ 752,292.17		\$ 300,515.44	\$ 261,961.89	\$ 1,388.40	\$ 789,457.32
Jul-17	131-Highway Dept	\$ 789,457.32	\$ (10.00)	\$ 154,616.43	\$ 215,893.03	\$ 1,573.97	\$ 726,596.75
Aug-17	131-Highway Dept	\$ 726,596.75	\$ (10.00)	\$ 136,435.35	\$ 369,906.52	\$ 1,369.86	\$ 491,745.72
Sep-17	131-Highway Dept	\$ 491,745.72		\$ 174,259.04	\$ 108,276.69	\$ 1,924.04	\$ 555,804.03
Oct-17	131-Highway Dept	\$ 555,804.03		\$ 576,982.97	\$ 475,379.03	\$ 2,514.00	\$ 654,893.97
Nov-17	131-Highway Dept	\$ 654,893.97		\$ 374,545.14	\$ 325,976.25	\$ 1,979.60	\$ 701,483.26
Dec-17	131-Highway Dept	\$ 701,483.26		\$ 247,667.26	\$ 91,782.33	\$ 3,248.49	\$ 854,119.70

**DIRECTOR OF FINANCE
MONTHLY REPORT**

2017_18	151- Debt Service	Beginning Balance	Adjustments	Receipts	Disbursements	Commission Transfer	Ending Balance
Dec-16	151- Debt Service	\$ 1,319,622.30	\$ (46,850.77)	\$ 217,292.53		\$ 3,958.23	\$ 1,486,105.83
Jan-17	151- Debt Service	\$ 1,486,105.83	\$ (46,853.06)	\$ 898,841.41		\$ 1,888.01	\$ 2,336,206.17
Feb-17	151- Debt Service	\$ 2,336,206.17	\$ (46,848.15)	\$ 271,476.53		\$ 5,038.10	\$ 2,555,796.45
Mar-17	151- Debt Service	\$ 2,555,796.45	\$ (1,230,793.10)	\$ 161,507.46		\$ 1,478.50	\$ 1,485,032.31
Apr-17	151- Debt Service	\$ 1,485,032.31	\$ (46,840.22)	\$ 63,101.04	\$ 122,855.96	\$ 701.47	\$ 1,377,735.70
May-17	151- Debt Service	\$ 1,377,735.70	\$ (47,343.16)	\$ 49,309.88		\$ 561.25	\$ 1,379,141.17
Jun-17	151- Debt Service	\$ 1,379,141.17	\$ (49,212.58)	\$ 63,460.57		\$ 714.05	\$ 1,392,675.11
Jul-17	151- Debt Service	\$ 1,392,675.11	\$ (46,837.67)	\$ 54,273.73		\$ 621.76	\$ 1,399,489.41
Aug-17	151- Debt Service	\$ 1,399,489.41	\$ (46,820.14)	\$ 49,496.93		\$ 524.19	\$ 1,401,642.01
Sep-17	151- Debt Service	\$ 1,401,642.01	\$ (128,835.73)	\$ 87,637.23	\$ 45,480.51	\$ 1,320.73	\$ 1,313,642.27
Oct-17	151- Debt Service	\$ 1,313,642.27	\$ (46,822.57)	\$ 104,806.92		\$ 1,692.73	\$ 1,369,933.89
Nov-17	151- Debt Service	\$ 1,369,933.89	\$ (46,816.25)	\$ 88,030.90		\$ 1,298.72	\$ 1,409,849.82
Dec-17	151- Debt Service	\$ 1,409,849.82	\$ (46,812.42)	\$ 747,312.65		\$ 4,503.56	\$ 2,105,846.49

2017_18	171- Capital Outlay	Beginning Balance	Adjustments	Receipts	Disbursements	Commission Transfer	Ending Balance
Dec-16	171-Capital Outlay	\$ 339,672.70		\$ 56,192.44		\$ 1,124.62	\$ 394,740.52
Jan-17	171-Capital Outlay	\$ 394,740.52		\$ 22,979.70	\$ 130,712.00	\$ 460.04	\$ 286,548.18
Feb-17	171-Capital Outlay	\$ 286,548.18		\$ 71,807.93		\$ 1,437.75	\$ 356,918.36
Mar-17	171-Capital Outlay	\$ 356,918.36		\$ 310,391.60		\$ 1,054.99	\$ 666,254.97
Apr-17	171-Capital Outlay	\$ 666,254.97		\$ 2,068.27	\$ 282,408.00	\$ 41.48	\$ 385,873.76
May-17	171-Capital Outlay	\$ 385,873.76		\$ 1,687.91	\$ 35,000.00	\$ 34.06	\$ 352,527.61
Jun-17	171-Capital Outlay	\$ 352,527.61		\$ 2,024.55		\$ 40.79	\$ 354,511.37
Jul-17	171-Capital Outlay	\$ 354,511.37		\$ 2,302.85		\$ 46.34	\$ 356,767.88
Aug-17	171-Capital Outlay	\$ 356,767.88		\$ 758.04	\$ 15,217.22	\$ 15.21	\$ 342,293.49
Sep-17	171-Capital Outlay	\$ 342,293.49		\$ 113,759.47	\$ 1,200.00	\$ 274.78	\$ 454,578.18
Oct-17	171-Capital Outlay	\$ 454,578.18		\$ 19,960.48	\$ 5,604.31	\$ 399.06	\$ 468,535.29
Nov-17	171-Capital Outlay	\$ 468,535.29		\$ 12,960.15		\$ 259.24	\$ 481,236.20
Dec-17	171-Capital Outlay	\$ 481,236.20		\$ 62,854.24	\$ 1,400.00	\$ 1,257.02	\$ 541,433.42

Dec-17	172-Community	\$ 74,500.59					\$ 74,500.59
--------	---------------	--------------	--	--	--	--	--------------

**DIRECTOR OF FINANCE
MONTHLY REPORT**

2017_18	141- General Fund	Beginning Balance	Adjustments	Receipts	Disbursements	Commission Transfer	Ending Balance
Dec-16	141-General	\$ 6,251,175.91	\$ 126,990.93	\$ 3,056,817.15	\$ 1,845,383.21	\$ 17,188.46	\$ 7,572,412.32
Jan-17	141-General	\$ 7,572,412.32	\$ 88,428.20	\$ 2,707,109.12	\$ 2,883,452.88	\$ 9,439.53	\$ 7,475,057.23
Feb-17	141-General	\$ 7,475,057.23	\$ 65,323.54	\$ 3,217,189.66	\$ 1,827,513.82	\$ 20,456.79	\$ 8,909,599.82
Mar-17	141-General	\$ 8,909,599.82	\$ 84,290.17	\$ 2,521,095.99	\$ 1,768,835.34	\$ 7,267.39	\$ 9,738,883.25
Apr-17	141-General	\$ 9,738,883.25	\$ 86,087.12	\$ 2,458,322.83	\$ 1,700,113.19	\$ 4,530.11	\$ 10,578,649.90
May-17	141-General	\$ 10,578,649.90	\$ 87,010.87	\$ 176,466.63	\$ 1,946,101.14	\$ 4,218.78	\$ 8,891,807.48
Jun-17	141-General	\$ 8,891,807.48	\$ 90,507.82	\$ 2,123,434.32	\$ 1,941,530.55	\$ 4,844.82	\$ 9,159,374.25
Jul-17	141-General	\$ 9,159,374.25	\$ 58,008.15	\$ 846,215.46	\$ 3,160,397.38	\$ 1,459.88	\$ 6,901,740.60
Aug-17	141-General	\$ 6,901,740.60	\$ 159,395.28	\$ 2,376,378.17	\$ 2,248,955.19	\$ 1,189.08	\$ 7,187,369.78
Sep-17	141-General	\$ 7,187,369.78	\$ 86,644.77	\$ 2,512,079.04	\$ 1,881,244.85	\$ 6,952.56	\$ 7,897,896.18
Oct-17	141-General	\$ 7,897,896.18	\$ 88,338.34	\$ 2,560,264.48	\$ 1,895,389.41	\$ 8,233.42	\$ 8,642,876.17
Nov-17	141-General	\$ 8,642,876.17	\$ 86,786.72	\$ 2,555,741.35	\$ 1,545,602.20	\$ 7,154.18	\$ 9,732,647.86
Dec-17	141-General	\$ 9,732,647.86	\$ 99,342.23	\$ 3,071,170.38	\$ 2,687,574.70	\$ 18,090.36	\$ 10,197,495.41

2017_18	142-Federal Fund	Beginning Balance	Adjustments	Receipts	Disbursements	Commission Transfer	Ending Balance
Dec-16	142-Federal	\$ 184,616.19	\$ (126,990.93)	\$ 221,101.12	\$ 117,458.16		\$ 161,268.22
Jan-17	142-Federal	\$ 161,268.22	\$ (88,428.20)	\$ 205,948.81	\$ 118,032.09		\$ 160,756.74
Feb-17	142-Federal	\$ 160,756.74	\$ (65,323.54)	\$ 193,542.83	\$ 96,379.98		\$ 192,596.05
Mar-17	142-Federal	\$ 192,596.05	\$ (84,290.17)	\$ 168,311.66	\$ 92,107.68		\$ 184,509.86
Apr-17	142-Federal	\$ 184,509.86	\$ (85,784.44)	\$ 172,437.44	\$ 81,764.93		\$ 189,397.93
May-17	142-Federal	\$ 189,397.93	\$ (86,102.82)	\$ 185,994.82	\$ 135,891.51		\$ 153,398.42
Jun-17	142-Federal	\$ 153,398.42	\$ (90,507.82)	\$ 526,276.70	\$ 140,564.00		\$ 448,603.30
Jul-17	142-Federal	\$ 448,603.30	\$ (58,008.15)	\$ 191,262.08	\$ 179,039.82		\$ 402,817.41
Aug-17	142-Federal	\$ 402,817.41	\$ (159,395.28)	\$ 42,383.11	\$ 92,949.26		\$ 192,855.98
Sep-17	142-Federal	\$ 192,855.98	\$ (86,644.77)	\$ 237,950.30	\$ 152,181.14		\$ 191,980.37
Oct-17	142-Federal	\$ 191,980.37	\$ (88,338.34)	\$ 186,141.56	\$ 169,739.52		\$ 120,044.07
Nov-17	142-Federal	\$ 120,044.07	\$ (86,786.72)	\$ 222,771.85	\$ 137,668.16		\$ 118,361.04
Dec-17	142-Federal	\$ 118,361.04	\$ (99,342.23)	\$ 273,789.42	\$ 114,750.14		\$ 178,058.09

**DIRECTOR OF FINANCE
MONTHLY REPORT**

2017_18	143-Central Cafeteria	Beginning Balance	Adjustments	Receipts	Disbursements	Commission Transfer	Ending Balance
Dec-16	143-Food Service	\$ 578,768.84		\$ 168,864.61	\$ 115,238.03		\$ 632,395.42
Jan-17	143-Food Service	\$ 632,395.42		\$ 131,244.77	\$ 202,550.70		\$ 561,089.49
Feb-17	143-Food Service	\$ 561,089.49		\$ 169,013.77	\$ 119,613.56		\$ 610,489.70
Mar-17	143-Food Service	\$ 610,489.70		\$ 142,186.49	\$ 129,724.55		\$ 622,951.64
Apr-17	143-Food Service	\$ 622,951.64	\$ (302.68)	\$ 143,452.75	\$ 116,301.91		\$ 649,799.80
May-17	143-Food Service	\$ 649,799.80	\$ (908.05)	\$ 164,663.40	\$ 135,940.43		\$ 677,614.72
Jun-17	143-Food Service	\$ 677,614.72	\$ 2,385.28	\$ 129,080.06	\$ 39,330.96		\$ 769,749.10
Jul-17	143-Food Service	\$ 769,749.10		\$ 40.14	\$ 155,402.20		\$ 614,387.04
Aug-17	143-Food Service	\$ 614,387.04		\$ 56,753.77	\$ 129,650.70		\$ 541,490.11
Sep-17	143-Food Service	\$ 541,490.11		\$ 15,231.85	\$ 169,981.00		\$ 386,740.96
Oct-17	143-Food Service	\$ 386,740.96		\$ 352,188.77	\$ 132,852.76		\$ 606,076.97
Nov-17	143-Food Service	\$ 606,076.97		\$ 173,878.72	\$ 159,086.60		\$ 620,869.09
Dec-17	143-Food Service	\$ 620,869.09		\$ 15,338.42	\$ 157,740.12		\$ 478,467.39

2017_18	145 - Virtual School Fund	Beginning Balance	Adjustments	Receipts	Disbursements	Commission Transfer	Ending Balance
Dec-16	145- TNVA	\$ 198,137.14		\$ 302,282.10	\$ 251,901.75		\$ 248,517.49
Jan-17	145- TNVA	\$ 248,517.49		\$ 302,282.10	\$ 252,015.83		\$ 298,783.76
Feb-17	145- TNVA	\$ 298,783.76		\$ 733,002.10	\$ 251,901.75		\$ 779,884.11
Mar-17	145- TNVA	\$ 779,884.11		\$ 302,282.10	\$ 252,475.22		\$ 829,690.99
Apr-17	145- TNVA	\$ 829,690.99		\$ 302,282.10	\$ 251,951.06		\$ 880,022.03
May-17	145- TNVA	\$ 880,022.03		\$ -	\$ 665,231.11		\$ 214,790.92
Jun-17	145- TNVA	\$ 214,790.92		\$ 302,282.10	\$ 480,740.35		\$ 36,332.67
Jul-17	145- TNVA	\$ 36,332.67		\$ 179,918.00	\$ 209,053.95		\$ 7,196.72
Aug-17	145- TNVA	\$ 7,196.72		\$ 411,389.11	\$ 34.60		\$ 418,551.23
Sep-17	145- TNVA	\$ 418,551.23		\$ 385,055.11	\$ 7,196.72		\$ 796,409.62
Oct-17	145- TNVA	\$ 796,409.62		\$ 398,222.11	\$ 750,249.30		\$ 444,382.43
Nov-17	145- TNVA	\$ 444,382.43		\$ 398,222.11	\$ 372,676.84		\$ 469,927.70
Dec-17	145- TNVA	\$ 469,927.70		\$ 398,222.11	\$ 372,676.84		\$ 495,472.97

**DIRECTOR OF FINANCE
MONTHLY REPORT**

2017_18	177-Education Capital Projects	Beginning Balance	Adjustments	Receipts	Disbursements	Commission Transfer	Ending Balance
Dec-16	177-ED CAP Pro	\$ 177,755.89			\$ 24.50		\$ 177,731.39
Jan-17	177-ED CAP Pro	\$ 177,731.39			\$ 40,589.00		\$ 137,142.39
Feb-17	177-ED CAP Pro	\$ 137,142.39			\$ 3,980.00		\$ 133,162.39
Mar-17	177-ED CAP Pro	\$ 133,162.39			\$ 14,670.00		\$ 118,492.39
Apr-17	177-ED CAP Pro	\$ 118,492.39			\$ 33,694.79		\$ 84,797.60
May-17	177-ED CAP Pro	\$ 84,797.60			\$ 30,727.54		\$ 54,070.06
Jun-17	177-ED CAP Pro	\$ 54,070.06			\$ 13,820.82		\$ 40,249.24
Jul-17	177-ED CAP Pro	\$ 40,249.24			\$ 16,915.00		\$ 23,334.24
Aug-17	177-ED CAP Pro	\$ 23,334.24		\$ 250,000.00	\$ 104,333.98		\$ 169,000.26
Sep-17	177-ED CAP Pro	\$ 169,000.26			\$ 2,121.87		\$ 166,878.39
Oct-17	177-ED CAP Pro	\$ 166,878.39			\$ 76,157.00		\$ 90,721.39
Nov-17	177-ED CAP Pro	\$ 90,721.39			\$ 29,905.97		\$ 60,815.42
Dec-17	177-ED CAP Pro	\$ 60,815.42			\$ 12,850.00		\$ 47,965.42

UNION COUNTY GOVERNMENT										
EXPENDITURE REPORT										
FOR MONTH ENDING DECEMBER 2017										
MAJOR FUNCTIONS										
FUND 101-GENERAL FUND		JUL	AUG	SEP	OCT	NOV	DEC	YTD TOTAL	BUDGET	PRCT
51300	MAYOR	9,796	11,814	20,870	13,162	14,042	11,569	81,254	179,199	45%
51500	ELECTION COMMISSION	21,024	8,976	13,755	8,577	9,531	8,819	70,682	154,866	46%
51600	REGISTER OF DEEDS	11,172	13,028	17,599	12,273	11,787	12,235	78,093	178,413	44%
51800	COUNTY BUILDINGS	123,963	20,569	21,114	24,194	18,125	22,328	230,294	376,360	61%
51900	GENERAL ADMINISTRATIVE	5,946	6,542	11,955	14,203	3,094	13,257	54,997	158,818	35%
52100	ACCOUNTING & BUDGET	32,851	20,243	27,823	19,837	19,501	21,175	141,430	304,418	46%
52300	PROPERTY ASSESSOR	12,534	17,140	26,955	11,989	12,596	14,540	95,754	216,576	44%
52400	TRUSTEE	22,877	19,403	25,942	15,463	15,617	15,703	115,004	236,611	49%
52500	COUNTY CLERK	25,918	23,769	36,035	26,639	25,554	26,198	164,113	372,146	44%
53100	CIRCUIT COURT	32,877	16,670	21,627	20,486	15,328	19,266	126,253	272,001	46%
53300	SESSIONS COURT	11,218	11,799	17,275	12,294	13,130	11,744	77,460	156,262	50%
53400	CHANCERY	17,024	12,274	18,010	12,467	12,208	12,345	84,328	174,125	48%
54110	SHERIFF	86,109	107,209	141,242	99,063	100,212	110,031	643,866	1,358,913	47%
54120	SPECIAL PATROLS	9,896	12,183	17,812	12,461	12,544	12,861	77,756	160,131	49%
54210	JAIL	96,845	97,131	121,322	100,333	93,139	83,773	592,545	1,136,015	52%
54240	JUVENILE SERVICES	4,257	6,327	9,208	6,918	5,402	6,008	38,120	87,523	44%
54610	MEDICAL EXAMINER	1,645	1,645	-	3,430	-	3,290	10,010	40,000	25%
55110	HEALTH CENTER	13,196	2,082	1,733	2,802	2,406	4,305	26,523	121,850	22%
55732	CONVENIENCE CENTER	12,500	12,750	13,000	-	-	-	38,250	153,000	25%
56300	SENIOR CENTER	8,143	7,406	10,822	15,312	6,991	9,276	57,949	113,810	51%
56500	LIBRARY	9,346	12,600	16,602	16,470	18,402	23,413	96,834	200,339	48%
TOTAL	MAJOR FUNCTIONS	569,138	441,560	590,700	448,373	409,608	442,136	2,901,514	6,151,376	47%
TOTAL	NON-MAJOR FUNCTIONS	100,684	198,635	66,954	78,807	38,537	26,903	510,520	1,161,195	44%
TOTAL	TOTAL GOVERNMENT	669,821	640,195	657,654	527,180	448,145	469,039	3,412,034	7,312,571	47%
OTHER FUNDS										
FUND 118-AMBULANCE SERVICE		JUL	AUG	SEP	OCT	NOV	DEC	YTD TOTAL	BUDGET	PRCT
FUND 118-AMBULANCE SERVICE		109,800	139,820	91,030	98,348	94,112	98,261	631,370	1,635,906	39%
FUND 122-DRUG FUND		14,682	5,438	208	1,436	5,302	5,702	32,768	65,021	50%

UNION COUNTY GOVERNMENT										
EXPENDITURE REPORT										
FOR MONTH ENDING DECEMBER 2017										
MINOR FUNCTIONS										
FUND 101-GENERAL FUND		JUL	AUG	SEP	OCT	NOV	DEC	YTD TOTAL	BUDGET	PRCT
51100	COUNTY COMMISSION	4,697	4,403	4,403	4,697	4,697	4,697	27,594	65,364	42%
51210	EQUALIZATION BOARD	-	-	-	-	-	-	-	800	0%
51220	BEER BOARD	-	327	269	-	-	-	596	1,503	40%
51400	COUNTY ATTORNEY	2,000	930	-	930	930	930	5,721	13,628	42%
51710	PLANNING COMMISSION	777	400	400	431	800	400	3,207	10,035	32%
52900	TRUSTEE COMMISSION	1,880	1,909	5,421	7,067	7,194	-	23,472	100,000	23%
53930	VICTIMS ASSESSMENT	-	-	-	-	-	-	-	20,110	0%
54310	FIRE PREVENTION	22,000	-	-	22,000	-	-	44,000	81,000	54%
54420	RESCUE SQUAD	1,253	-	-	4,123	2,942	-	8,318	22,000	38%
54490	OTHER EMERGENCY MGMT	-	-	-	-	-	-	-	152,416	0%
55190	OTHER LOCAL HEALTH	8,826	8,916	13,110	8,999	8,987	9,091	57,928	133,500	43%
55390	APPROPRIATION TO STATE	-	-	-	-	-	-	-	23,500	0%
55710	SANITATION MGMNT	1,043	1,043	1,043	1,043	1,062	1,043	6,277	11,375	55%
56700	PARKS AND FAIR BOARDS	2,820	24,220	7,260	1,818	425	1,002	37,546	78,100	48%
57100	AGRICULTURE EXTENSION	1,146	1,525	1,952	9,770	1,949	1,371	17,713	67,616	26%
57300	FOREST SERVICE	-	-	-	-	500	-	500	500	100%
57500	SOIL CONSERVATION	3,236	4,050	5,394	4,639	4,287	3,630	25,235	59,484	42%
58190	OTHER EC & COM DEVEL	-	-	-	-	-	-	-	-	0%
58300	VETERAN'S SERVICES	1,457	1,442	1,441	1,841	1,443	1,442	9,066	18,754	48%
58400	OTHER CHARGES-NONPROFIT	-	6,500	22,000	8,000	-	-	36,500	60,500	60%
58600	EMPLOYEE BENEFITS	47,459	-	-	-	-	-	47,459	51,326	92%
58900	MISCELLANEOUS	-	140,000	-	-	-	-	140,000	140,000	100%
64000	LITTER AND TRASH COLLECT	2,090	2,969	4,261	3,450	3,320	3,297	19,387	49,684	39%
TOTAL	NON-MAJOR FUNCTIONS	100,684	198,635	66,954	78,807	38,537	26,903	510,520	1,161,195	44%
OTHER FUNDS										
FUND 131-HIGHWAY		JUL	AUG	SEP	OCT	NOV	DEC	YTD TTL	BUDGET	PRCT
FUND 131-HIGHWAY		242,746	277,350	145,607	455,035	330,663	101,620	1,553,021	2,925,547	53%
FUND 151-DEBT SERVICE		47,459	47,344	175,637	48,515	48,115	46,812	413,883	1,968,433	21%

UNION COUNTY SCHOOLS									
EXPENDITURE REPORT									
FOR MONTH ENDING DECEMBER 2017									
							YTD		
FUND 141-GP SCHOOLS	JUL	AUG	SEP	OCT	NOV	DEC	TOTAL	BUDGET	PRCT
71100-REGULAR INSTRUCTION	40,397	845,806	841,710	855,105	935,886	845,934	4,364,839	10,710,921	41%
71200-SPECIAL EDUC PROG	12,988	163,727	152,933	147,854	154,205	159,333	791,040	1,944,649	41%
71300-VOCATIONAL ED	16,029	76,337	78,813	77,351	88,586	74,876	411,993	1,093,751	38%
72120-HEALTH SERVICES	8,758	26,113	28,367	24,531	28,086	30,937	146,792	292,915	50%
72130-GUIDANCE	5,325	43,583	36,740	32,932	36,795	37,702	193,078	623,577	31%
72210-REGULAR ED SUPPORT	33,273	65,853	40,294	52,481	55,527	34,472	281,901	623,730	45%
72220-SPECIAL ED SUPPORT	37,066	47,747	42,910	61,690	54,347	57,577	301,337	588,712	51%
72230-VOCATION SUPPORT	10,916	10,998	11,196	11,487	11,330	12,607	68,534	146,866	47%
72250-TECHNOLOGY	40,129	242,490	49,971	25,463	25,955	50,351	434,360	781,655	56%
72310-BOARD OF EDUCATION	256,726	15,335	25,905	21,793	20,805	31,859	372,423	529,929	70%
72320-DIRECTOR OF SCHOOLS	14,583	15,309	11,697	12,599	13,127	11,749	79,064	142,056	56%
72410-PRINCIPALS	30,128	118,629	121,712	119,613	120,353	112,524	622,959	1,643,738	38%
72510-FISCAL SERVICES	1,472	(1,472)	-	-	-	-	-	202,214	0%
72610-OPERATION OF PLANT	265,766	135,901	131,960	134,108	126,579	162,123	956,438	1,830,184	52%
72620-MAINTENANCE OF PLANT	17,727	59,923	33,036	30,026	31,846	33,270	205,828	375,087	55%
72710-TRANSPORTATION	32	176,941	110,524	114,196	101,926	96,947	600,565	1,336,411	45%
73300-COMMUNITY SERVICES	4,757	6,321	6,315	6,317	6,317	7,071	37,099	80,577	46%
73400-EARLY CHILDHOOD ED	1,633	18,505	20,420	19,746	23,761	25,910	109,975	326,724	34%
82330-DEBT SERVICE	-	-	-	-	-	500,000	500,000	778,300	64%
99100-TRANSFERS OUT	-	250,000	100,000	-	-	-	350,000	350,000	100%
TOTAL FUND 141	797,705	2,318,048	1,844,504	1,747,293	1,835,433	2,285,244	10,828,226	24,401,996	44%
FUND 142-FEDERAL SCHOOLS	JUL	AUG	SEP	OCT	NOV	DEC	YTD TOTAL	BUDGET	PRCT
011-CONSOLIDATED ADMIN	13,981	15,120	15,137	14,367	14,159	16,089	88,853	190,100	47%
101-TITLE I	9,703	124,154	76,540	103,825	147,867	78,968	541,057	1,324,924	41%
201-TITLE II	5,804	6,306	9,482	8,314	8,500	6,829	45,235	182,122	25%
301-ELL	-	300	-	-	135	-	435	1,643	27%
401-TITLE IV	-	-	-	-	-	-	-	30,345	0%
501-TITLE V	35	8,017	3,861	3,129	3,890	4,809	23,740	96,093	25%
801-CARL PERKIN	2,653	4,514	-	14,163	9,259	5,405	35,994	56,539	64%
890-IDEA DISCRETIONARY	-	7,852	-	-	-	-	7,852	8,852	89%
901-IDEA	8,240	78,758	79,255	77,445	80,816	84,511	409,025	1,072,340	38%
911-IDEA PRESCHOOL	-	1,444	1,446	1,446	1,526	2,259	8,122	25,532	32%
TOTAL FUND 142	40,416	246,466	185,721	222,689	266,153	198,868	1,160,313	2,988,490	39%
FUND 143-CENTRAL CAFETERIA	JUL	AUG	SEP	OCT	NOV	DEC	YTD TOTAL	BUDGET	PRCT
73100-FOOD SERVICE	46,059	148,448	182,128	110,280	168,291	153,391	808,597	1,800,961	45%
FUND 145-OTHER ED-TNVA	JUL	AUG	SEP	OCT	NOV	DEC	YTD TOTAL	BUDGET	PRCT
VIRTUAL ACADEMY	35	-	4,896	745,354	372,677	372,677	1,495,638	3,983,829	38%

A Motion was made by **Wayne Roach** and **Seconded** by **Janet Holloway** and **Bill Cox** to approve the Director of Finance Monthly Reports as presented.

County Chairman, Gary England called for a **Roll Call Vote**. **Commissioners Voting For:** Lynn Beeler, Bob Bowers, Bill Cox, Stan Dail, Gary England, Dawn Flatford, Kenny Hill, Janet Holloway, R. L. Jones, Wayne Roach, Mike Sexton, Jody Glenn Smith, and Chris Upton. **Commissioners Voting Against:** None. **Commissioners Passing:** None. **Motion Carried.**


10. Budget Amendments & Transfers

UNION COUNTY GOVERNMENT
BUDGET AMENDMENT REQUEST
Submitted to Budget Committee January 2, 2018
101-General Fund

Function	Obj	Cost Center	DESCRIPTION	Original/ Amended Budget	Decrease	Increase	Amended Budget
54240	312		CONTRACTS WITH PRIVATE AGENCIES	\$ 10,000.00	\$ (2,000.00)		\$ 8,000.00
53100	432		LIBRARY BOOKS/MEDIA	\$ 10,000.00		\$ 2,000.00	\$ 12,000.00
51300	435	3STAR	OFFICE SUPPLIES	\$ 5,000.00	\$ (2,500.00)		\$ 2,500.00
51300	719		OFFICE EQUIPMENT	\$ 1,900.00	\$ (1,000.00)		\$ 900.00
51300	435		OFFICE SUPPLIES	\$ 2,700.00		\$ 1,000.00	\$ 3,700.00
52100	719	3STAR	OFFICE EQUIPMENT	\$ 4,460.00		\$ 2,500.00	\$ 6,960.00
54120	106		DEPUTY(IES)	\$ -		\$ 121,560.00	\$ 121,560.00
54120	106	SRO	DEPUTY(IES)	\$ 121,560.00	\$ (121,560.00)		\$ -
54210	599		OTHER CHARGES	\$ 25,304.00		\$ 5,000.00	\$ 30,304.00
54110	453		VEHICLE PARTS	\$ 24,051.20	\$ (1,200.00)		\$ 22,851.20
54110	450		TIRES AND TUBES	\$ 10,000.00		\$ 1,200.00	\$ 11,200.00
56300	337		MAINTENANCE AND REPAIR SERVICES-OFFICE EQUIPMENT	\$ 18.00		\$ 462.00	\$ 480.00
56300	435		OFFICE SUPPLIES	\$ 500.00	\$ (462.00)		\$ 38.00
58400	316	TAX	CONTRIBUTIONS	\$ -		\$ 3,000.00	\$ 3,000.00
				\$ -	\$ (128,722.00)	\$ 136,722.00	
						\$ 8,000.00	NET CHANGE

This budget amendment is requested to enter into budget restricted revenue for Jail and Heritage Festival and to transfer available budget to supplement under budgeted lines

34525		RESTRICTED FOR PUBLIC SAFETY	\$ 5,000.00	
34645		COMMITTED FOR OTHER OPERATION	\$ 3,000.00	\$ 8,000.00



ADOPTED AND APPROVED IN OPEN MEETING, AT MAYNARDVILLE, TENNESSEE, this 8th day of January, 2018

Attest:

Pam Ailor
Pam Ailor
Union County Clerk

Gary England
Gary England
Chairman

Mike Williams
Mike Williams
Union County Mayor

Voting Aye	13
Voting Nay	0
Pass	0
Abstain	0

A **Motion** was made by **Bill Cox** and **Seconded** by **Janet Holloway** to approve the **Budget Amendment Request for 101-General Fund**, as presented.

County Chairman, Gary England called for a **Roll Call Vote: Commissioners Voting For:** J. M. Bailey, Lynn Beeler, Bob Bowers, Bill Cox, Stan Dail, Gary England, Jonathan Goforth, Janet Holloway, R. L. Jones, Wayne Roach, Mike Sexton, Chris Upton, and Doyle Welch. **Commissioners Voting Against:** None. **Commissioners Passing:** None. **Motion Carried.**

UNION COUNTY GOVERNMENT
BUDGET AMENDMENT REQUEST
Submitted to Budget Committee January 2, 2018

101-General Fund

Function	Obj	Cost Center	DESCRIPTION	Original/ Amended Budget	Decrease	Increase	Amended Budget
55190	131		MEDICAL PERSONNEL	\$ 100,479.00		\$ 9,621.00	\$ 110,100.00
55190	429	TOBAC	INSTRUCTIONAL SUPPLIES AND MATERIALS	\$ -		\$ 8,500.00	\$ 8,500.00
55190	201		SOCIAL SECURITY	\$ 6,230.00		\$ 597.00	\$ 6,827.00
55190	202		HANDLING CHARGES & ADMINISTRATIVE COSTS	\$ -		\$ 100.00	\$ 100.00
55190	204		STATE RETIREMENT	\$ 6,310.00		\$ 616.00	\$ 6,926.00
55190	207		MEDICAL INSURANCE	\$ 8,692.00		\$ 10,678.00	\$ 19,370.00
55190	210		UNEMPLOYMENT COMPENSATION	\$ 432.00		\$ 48.00	\$ 480.00
55190	212		EMPLOYER MEDICARE	\$ 1,457.00		\$ 140.00	\$ 1,597.00
55110	429	MICRO	INSTRUCTIONAL SUPPLIES AND MATERIALS	\$ 1,304.84		\$ 700.00	\$ 2,004.84
56500	599	L	OTHER CHARGES	\$ 22,620.84		\$ 300.00	\$ 22,920.84
				\$ -	\$ -	\$ 31,300.00	

\$ 31,300.00 NET CHANGE

This budget amendment is requested to enter into budget additional funding from the State for the DGA grant, Microclinic, and contributions to the Luttrell library

46320		PUBLIC HEALTH NURSES	\$ 30,300.00	
44570		CONTRIBUTIONS & GIFTS	\$ 300.00	
48990	MICRO	OTHER	\$ 700.00	\$ 31,300.00



ADOPTED AND APPROVED IN OPEN MEETING, AT MAYNARDVILLE, TENNESSEE, this 8th day of January, 2018

Attest:	<i>Pam Ailor</i> Pam Ailor Union County Clerk	<i>Gary England</i> Gary England Chairman	<i>Mike Williams</i> Mike Williams Union County Mayor	Voting Aye	13
				Voting Nay	0
				Pass	0
				Abstain	0

A Motion was made by **R. L. Jones** and **Seconded** by **J. M. Bailey** to approve the **Budget Amendment Request for 101-General Fund**, as presented.

County Chairman, Gary England called for a **Roll Call Vote**: **Commissioners Voting For:** J. M. Bailey, Lynn Beeler, Bob Bowers, Bill Cox, Stan Dail, Gary England, Jonathan Goforth, Janet Holloway, R. L. Jones, Wayne Roach, Mike Sexton, Chris Upton, and Doyle Welch. **Commissioners Voting Against:** None. **Commissioners Passing:** None. **Motion Carried.**

UNION COUNTY GOVERNMENT
BUDGET AMENDMENT REQUEST
Submitted to Budget Committee January 2, 2018

118-Ambulance Service


Function	Obj	Cost Center	DESCRIPTION	Original/ Amended Budget	Decrease	Increase	Amended Budget
55130	309		CONTRACTS WITH GOVERNMENT AGENCIES	\$ -		\$ 22,825.00	\$ 22,825.00
55130	590		TRANSFERS TO OTHER FUNDS	\$ -		\$ 54,577.76	\$ 54,577.76
55130	513		WORKMAN'S COMPENSATION INSURANCE	\$ 57,864.00	\$ (12,114.00)		\$ 45,750.00
55130	506		LIABILITY INSURANCE	\$ 8,330.00	\$ (1,120.00)		\$ 7,210.00
55130	502		BUILDING AND CONTENTS INSURANCE	\$ 2,745.00	\$ (2,745.00)		\$ -
55130	711		FURNITURE AND FIXTURES	\$ 2,500.00	\$ (1,923.76)		\$ 576.24
				\$ -	\$ (17,902.76)	\$ 77,402.76	

\$ 59,500.00 NET CHANGE

This budget amendment is requested to enter into budget new revenue and expenditure line for the Ground Ambulance Service Provider Assessment act and to budget the balance of the ambulance payment purchased in last fiscal year to be repaid to Fund 171

43194	SERVICE CHARGES	\$ 59,500.00
-------	-----------------	--------------

ADOPTED AND APPROVED IN OPEN MEETING, AT MAYNARDVILLE, TENNESSEE, this 8th day of January, 2018

Attest:  Pam Ailor
Union County Clerk

Pam Ailor Gary England Mike Williams
Gary England Chairman
Mike Williams Union County Mayor

Voting Aye	13
Voting Nay	0
Pass	0
Abstain	0

UNION COUNTY GOVERNMENT
BUDGET AMENDMENT REQUEST
Submitted to Budget Committee January 2, 2018

122-Drug Fund

Function	Obj	Cost Center	DESCRIPTION	Original/ Amended Budget	Decrease	Increase	Amended Budget
54150	599		OTHER CHARGES	\$ 13,320.50		\$ 3,160.00	\$ 16,480.50
54150	718		MOTOR VEHICLES	\$ -		\$ 1,170.00	\$ 1,170.00
					\$ -	\$ 4,330.00	
	42140		DRUG CONTROL FINES	\$ 3,043.00			
	42140		DRUG CONTROL FINES	\$ 1,287.00	\$ 4,330.00		

\$ 4,330.00 NET CHANGE

This amendment request is submitted to enter into budget Order of Compromise and increase revenue received from court fees

ADOPTED AND APPROVED IN OPEN MEETING, AT MAYNARDVILLE, TENNESSEE, this 8th day of January, 2018

Attest:  Pam Ailor
Union County Clerk

Pam Ailor Gary England Mike Williams
Gary England Chairman
Mike Williams Union County Mayor

Voting Aye	13
Voting Nay	0
Pass	0
Abstain	0

A Motion was made by **R. L. Jones** and **Seconded** by **Bob Bowers** to approve the **Budget Amendment Request for 118-Ambulance Service**, as presented.

County Chairman, Gary England called for a **Roll Call Vote: Commissioners Voting For:** J. M. Bailey, Lynn Beeler, Bob Bowers, Bill Cox, Stan Dail, Gary England, Jonathan Goforth, Janet Holloway, R. L. Jones, Wayne Roach, Mike Sexton, Chris Upton, and Doyle Welch. **Commissioners Voting Against:** None. **Commissioners Passing:** None. **Motion Carried.**

A Motion was made by **Janet Holloway** and **Seconded** by **Stan Dail** to approve the **Budget Amendment Request for 122-Drug Fund**, as presented.

County Chairman, Gary England called for a **Roll Call Vote: Commissioners Voting For:** J. M. Bailey, Lynn Beeler, Bob Bowers, Bill Cox, Stan Dail, Gary England, Jonathan Goforth, Janet Holloway, R. L. Jones, Wayne Roach, Mike Sexton, Chris Upton, and Doyle Welch. **Commissioners Voting Against:** None. **Commissioners Passing:** None. **Motion Carried.**

UNION COUNTY GOVERNMENT
BUDGET AMENDMENT REQUEST
Submitted to Budget Committee January 2, 2018

151-Debt Service

Function	Obj	Cost Center	DESCRIPTION	Original/ Amended Budget	Decrease	Increase	Amended Budget
82310	590	DTRK	TRANSFERS TO OTHER FUNDS	\$ -		\$ 62,408.00	\$ 62,408.00
				\$ -	\$ -	\$ 62,408.00	

\$ 62,408.00 NET CHANGE

This amendment is requested to transfer funds received from Higheay Department that was incorrectly posted into Debt Service in last fiscal year when it should have been posted to Capital Projects

39000	FUND BALANCE	\$ 62,408.00	\$ 62,408.00
-------	--------------	--------------	--------------



ADOPTED AND APPROVED IN OPEN MEETING, AT MAYNARDVILLE, TENNESSEE, this 8th day of January, 2018

Attest: <i>Pam Ailor</i>	<i>Gary England</i>	<i>Mike Williams</i>	Voting Aye	13
Pam Ailor Union County Clerk	Gary England Chairman	Mike Williams Union County Mayor	Voting Nay	0
			Pass	0
			Abstain	0

A Motion was made by **J. M. Bailey** and **Seconded** by **R. L. Jones** to approve the **Budget Amendment Request for 151-Debt Service**, as presented.

County Chairman, Gary England called for a **Roll Call Vote**: **Commissioners Voting For:** J. M. Bailey, Lynn Beeler, Bob Bowers, Bill Cox, Stan Dail, Gary England, Jonathan Goforth, Janet Holloway, R. L. Jones, Wayne Roach, Mike Sexton, Chris Upton, and Doyle Welch. **Commissioners Voting Against:** None. **Commissioners Passing:** None. **Motion Carried.**

UNION COUNTY GOVERNMENT
 BUDGET AMENDMENT REQUEST
 Submitted to Board of Education November 29, 2017
 To be Submitted to Budget Committee January 2, 2018
141-General Purpose Schools

Function	Obj	Cost Center	DESCRIPTION	Original/ Amended Budget	Decrease	Increase	Amended Budget
71300	499		OTHER SUPPLIES AND MATERIALS	\$ -		\$ 8,705.65	\$ 8,705.65
72210	432		LIBRARY BOOKS/MEDIA	\$ 2,000.00		\$ 1,419.11	\$ 3,419.11
72130	189		OTHER SALARIES & WAGES	\$ 17,099.00	\$ (17,099.00)		\$ -
72130	189	FRC	OTHER SALARIES & WAGES	\$ 26,611.65		\$ 17,099.00	\$ 43,710.65
72610	502		BUILDING AND CONTENTS INSURANCE	\$ 146,200.00	\$ (7,195.00)		\$ 139,005.00
72210	722	FBALL	REGULAR INSTRUCTION EQUIPMENT	\$ -		\$ 7,195.00	\$ 7,195.00
72230	207		MEDICAL INSURANCE	\$ 12,172.00	\$ (8,705.65)		\$ 3,466.35
72310	506		LIABILITY INSURANCE	\$ 100,000.00	\$ (2,920.00)		\$ 97,080.00
72310	414		DUPLICATING SUPPLIES	\$ 2,000.00		\$ 2,920.00	\$ 4,920.00
72710	146		BUS DRIVERS	\$ -		\$ 23,364.00	\$ 23,364.00
72710	201		SOCIAL SECURITY	\$ -		\$ 1,448.58	\$ 1,448.58
72710	210		UNEMPLOYMENT COMPENSATION	\$ -		\$ 338.78	\$ 338.78
72710	212		EMPLOYER MEDICARE	\$ -		\$ 96.00	\$ 96.00
72710	412		DIESEL FUEL	\$ -		\$ 8,400.00	\$ 8,400.00
72710	338		MAINTENANCE AND REPAIR SERVICES-VEHICLES	\$ -		\$ 2,500.00	\$ 2,500.00
72710	315		CONTRACTS WITH VEHICLE OWNERS	\$ 1,258,426.00	\$ (36,147.36)		\$ 1,222,278.64
				\$ -	\$ (72,067.01)	\$ 73,486.12	
						\$ 1,419.11 NET CHANGE	

This budget amendment is requested to enter into budget insurance recovery funds and transfer available budget to supplement under budgeted lines

49700		INSURANCE RECOVERY	\$ 1,419.11
-------	--	--------------------	-------------



ADOPTED AND APPROVED IN OPEN MEETING, AT MAYNARDVILLE, TENNESSEE, this 8th day of January, 2018

Attest: *Pam Ailor* *Gary England* *Mike Williams*
 Pam Ailor Gary England Mike Williams
 Union County Clerk Chairman Union County Mayor

Voting Aye	13
Voting Nay	0
Pass	0
Abstain	0

A Motion was made by **Chris Upton** and **Seconded** by **Bill Cox** to approve the **Budget Amendment Request for 141-General Purpose Schools**, as presented.

County Chairman, Gary England called for a **Roll Call Vote: Commissioners Voting For:** J. M. Bailey, Lynn Beeler, Bob Bowers, Bill Cox, Stan Dail, Gary England, Jonathan Goforth, Janet Holloway, R. L. Jones, Wayne Roach, Mike Sexton, Chris Upton, and Doyle Welch. **Commissioners Voting Against:** None. **Commissioners Passing:** None. **Motion Carried.**

**UNION COUNTY GOVERNMENT
BUDGET AMENDMENT REQUEST**

Submitted to Board of Education November 29, 2017
To be Submitted to Budget Committee January 2, 2018

142-Federal Programs -Subfund 101-Title IA -Improving the Academic Achievement of the Disadvantaged

Function	Obj	Cost Center	DESCRIPTION	Original/ Amended Budget	Decrease	Increase	Amended Budget
71100	369	PESG	CNTRCTS FOR SUB TEACHERS - CERTIFIED	\$ 6,796.00	\$ (6,796.00)		\$ -
71100	369		CNTRCTS FOR SUB TEACHERS - CERTIFIED	\$ -		\$ 6,796.00	\$ 6,796.00
71100	370	PESG	CNTRCTS FOR SUB TCHRS - NON-CERTIFIED	\$ 22,648.00	\$ (22,648.00)		\$ -
71100	370		CNTRCTS FOR SUB TCHRS - NON-CERTIFIED	\$ -		\$ 22,648.00	\$ 22,648.00
					\$ (29,444.00)	\$ 29,444.00	
						\$ -	NET CHANGE

This amendment request is submitted to remove cost center from expenditure line

**UNION COUNTY GOVERNMENT
BUDGET AMENDMENT REQUEST**

Submitted to Board of Education November 29, 2017
To be Submitted to Budget Committee January 2, 2018

142-Federal Programs -Subfund 201-Title IIA -Teacher Quality

Function	Obj	Cost Center	DESCRIPTION	Original/ Amended Budget	Decrease	Increase	Amended Budget
71100	369	PESG	CNTRCTS FOR SUB TEACHERS - CERTIFIED	\$ 2,321.00	\$ (2,321.00)		\$ -
71100	369		CNTRCTS FOR SUB TEACHERS - CERTIFIED	\$ -		\$ 2,321.00	\$ 2,321.00
71100	370	PESG	CNTRCTS FOR SUB TCHRS - NON-CERTIFIED	\$ 18,959.44	\$ (18,959.44)		\$ -
71100	370		CNTRCTS FOR SUB TCHRS - NON-CERTIFIED	\$ -		\$ 18,959.44	\$ 18,959.44
					\$ (21,280.44)	\$ 21,280.44	
						\$ -	NET CHANGE

This amendment request is submitted to remove cost center from expenditure line



ADOPTED AND APPROVED IN OPEN MEETING, AT MAYNARDVILLE, TENNESSEE, this 8th day of January, 2018

Attest: <i>Pam Ailor</i>	<i>Gary England</i>	<i>Mike Williams</i>	Voting Aye	13
Pam Ailor Union County Clerk	Gary England Chairman	Mike Williams Union County Mayor	Voting Nay	0
			Pass	0
			Abstain	0

A Motion was made by **Janet Holloway** and **Seconded** by **Wayne Roach** to approve the **Budget Amendment Request for 142-Federal Programs - Subfund 101-Title IA-Improving the Academic Achievement of the Disadvantaged** and **142-Federal Programs – Subfund 201-Title IIA-Teacher Quality**, as presented.

County Chairman, Gary England called for a **Roll Call Vote: Commissioners Voting For:** J. M. Bailey, Lynn Beeler, Bob Bowers, Bill Cox, Stan Dail, Gary England, Jonathan Goforth, Janet Holloway, R. L. Jones, Wayne Roach, Mike Sexton, Chris Upton, and Doyle Welch. **Commissioners Voting Against:** None. **Commissioners Passing:** None. **Motion Carried.**

**UNION COUNTY GOVERNMENT
BUDGET AMENDMENT REQUEST**

Submitted to Board of Education November 29, 2017
To be Submitted to Budget Committee January 2, 2018

142-Federal Programs -Subfund 501-Title V -Rural and Low Income School Program

Function	Obj	Cost Center	DESCRIPTION	Original/ Amended Budget	Decrease	Increase	Amended Budget
71100	369	PESG	CNTRCTS FOR SUB TEACHERS - CERTIFIED	\$ 2,320.00	\$ (2,320.00)		\$ -
71100	369		CNTRCTS FOR SUB TEACHERS - CERTIFIED	\$ -		\$ 2,320.00	\$ 2,320.00
					\$ (2,320.00)	\$ 2,320.00	
							\$ - NET CHANGE

This amendment request is submitted to remove cost center from expenditure line

**UNION COUNTY BOARD OF EDUCATION
BUDGET AMENDMENT REQUEST**

Submitted to Board of Education November 29, 2017
To be Submitted to Budget Committee January 2, 2018

142-Federal Programs -Subfund 901-IDEA Part B

Function	Obj	Cost Center	DESCRIPTION	Original/ Amended Budget	Decrease	Increase	Amended Budget
71200	369	PESG	CNTRCTS FOR SUB TEACHERS - CERTIFIED	\$ 16,375.00	\$ (16,375.00)		\$ -
71100	369		CNTRCTS FOR SUB TEACHERS - CERTIFIED	\$ -		\$ 16,375.00	\$ 16,375.00
71100	370	PESG	CNTRCTS FOR SUB TCHRS - NON-CERTIFIED	\$ 7,558.00	\$ (7,558.00)		\$ -
71100	370		CNTRCTS FOR SUB TCHRS - NON-CERTIFIED	\$ -		\$ 7,558.00	\$ 7,558.00
					\$ (23,933.00)	\$ 23,933.00	
							\$ - NET CHANGE

This amendment request is submitted to remove cost center from expenditure line



ADOPTED AND APPROVED IN OPEN MEETING, AT MAYNARDVILLE, TENNESSEE, this 8th day of January, 2018

Attest: *Pam Ailor* *Gary England* *Mike Williams*
Pam Ailor **Gary England** **Mike Williams**
 Union County Clerk Chairman Union County Mayor

Voting Aye	13
Voting Nay	0
Pass	0
Abstain	0

A Motion was made by **Janet Holloway** and **Seconded** by **Wayne Roach** to approve the **Budget Amendment Request for 142-Federal Programs - Subfund 501-Title V-Rural and Low Income School Program and 142-Federal Programs – Subfund 901—IDEA Part B**, as presented.

County Chairman, Gary England called for a **Roll Call Vote: Commissioners Voting For:** J. M. Bailey, Lynn Beeler, Bob Bowers, Bill Cox, Stan Dail, Gary England, Jonathan Goforth, Janet Holloway, R. L. Jones, Wayne Roach, Mike Sexton, Chris Upton, and Doyle Welch. **Commissioners Voting Against:** None. **Commissioners Passing:** None. **Motion Carried.**

UNION COUNTY 2018 ANNUAL DEBT REPORT

OBJECTIVE OF REPORT

Comply with Union County Debt Management Policy

Enhance decision-making process

Provide transparency

OUTSTANDING NET DEBT AMOUNT

Beginning July 2017

Description of Debt	Interest Rate	PRINCIPAL	INTEREST	TOTAL
Qualified School Construction Bonds, Series 2009 Paulette School	1.515	\$ 4,069,821.28	\$ 976,266.00	\$ 5,046,087.28
General Obligation Refunding Bond-Series 2013 Refunding	2.25 to 5	\$ 3,384,605.00	\$ 212,121.00	\$ 3,596,726.00
General Obligation Bond-Series 2015 School Energy Bond	2.5	\$ 3,100,000.00	\$ 566,237.50	\$ 3,666,237.50
EMS-One Ambulance Note 2016	2.3	\$ 130,000.00	\$ 6,227.21	\$ 136,227.21
HWY-Three Dump Trucks Note 2017	2.95	\$ 220,000.00	\$ 19,836.27	\$ 239,836.27
TOTAL DEBT		\$ 10,904,426.28	\$ 1,780,687.98	\$ 12,685,114.26
			2010 CENSUS POPULATION	19,109
			Debt per Capita	\$ 664

Change in Debt over Prior Year: \$ (1,526,682.67)

Description of Debt	Final Payment Due
EMS-One Ambulance-issued 2016	Fiscal Year 2020
HWY-Three Dump Trucks Note 2017	Fiscal Year 2021
General Obligation Refunding Bond-Series 2013 Refunding	Fiscal Year 2026
Qualified School Construction Bonds, Series 2009 Paulette School	Fiscal Year 2027
General Obligation Bond-Series 2015 School Energy Bond	Fiscal Year 2030

High School payment drops off in Fiscal Year 2020 appx 900,000/yr

TOTAL DEBT PAYMENT PER FISCAL YEAR

	2018	2019	2020	2021	2022	2023
	\$ 1,946,037.72	\$ 1,957,587.72	\$ 1,962,787.72	\$ 1,016,157.19	\$ 958,344.26	\$ 956,644.26
change in debt payments	\$	\$ 11,550.00	\$ 5,200.00	\$ (946,630.53)	\$ (57,812.93)	\$ (1,700.00)

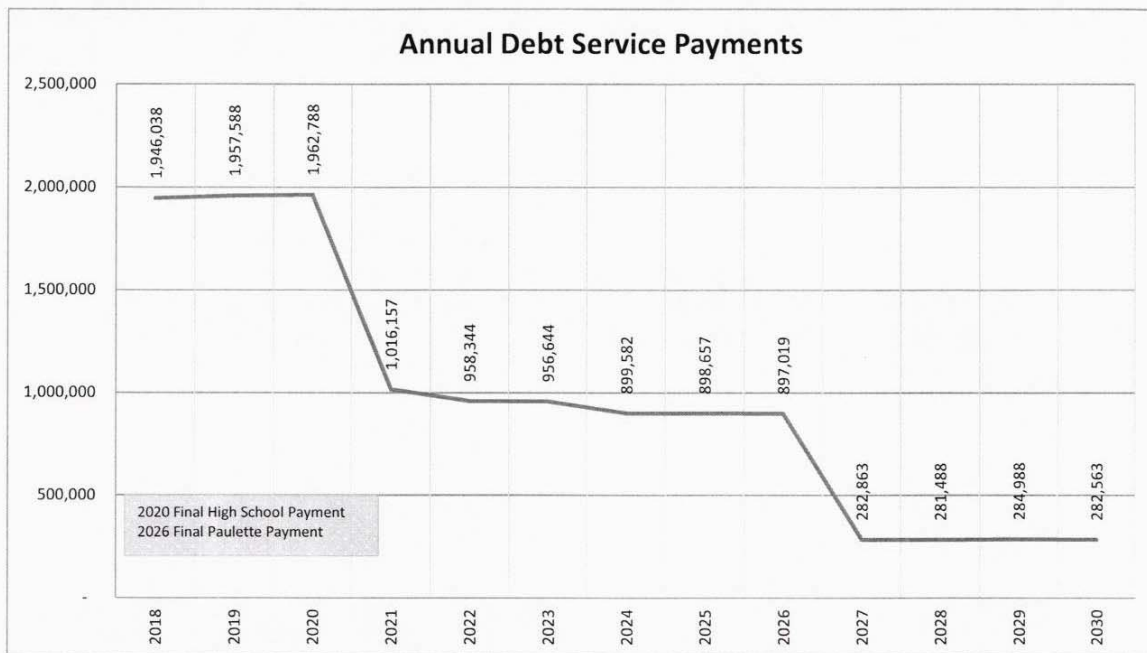
	2024	2025	2026	2027	2028	2029
	\$ 899,581.76	\$ 898,656.76	\$ 897,019.26	\$ 282,862.50	\$ 281,487.50	\$ 284,987.50
change in debt	\$ (57,062.50)	\$ (925.00)	\$ (1,637.50)	\$ (614,156.76)	\$ 1,375.00	\$ 3,500.00

	2030
School Energy	\$ 282,562.50
change in debt payments	\$ (2,425.00)

	2018	2019	2020	2021	2022	2023
	payments	payments	payments	payments	payments	payments
Paulette	\$ 562,406.76	\$ 562,406.76	\$ 562,406.76	\$ 562,406.76	\$ 562,406.76	\$ 562,406.76
Refunded debt	\$ 1,000,737.50	\$ 1,013,287.50	\$ 1,014,637.50	\$ 114,937.50	\$ 112,837.50	\$ 110,737.50
School Energy	\$ 278,300.00	\$ 277,300.00	\$ 281,150.00	\$ 279,700.00	\$ 283,100.00	\$ 283,500.00
Ambulance-EMS	\$ 45,480.51	\$ 45,480.51	\$ 45,480.51			
Dump Trucks-HWY	\$ 59,112.95	\$ 59,112.95	\$ 59,112.95	\$ 59,112.93		
	\$ 1,946,037.72	\$ 1,957,587.72	\$ 1,962,787.72	\$ 1,016,157.19	\$ 958,344.26	\$ 956,644.26

	2024	2025	2026	2027	2028	2029
	payments	payments	payments	payments	payments	payments
Paulette	\$ 562,406.76	\$ 562,406.76	\$ 562,406.76			
Refunded debt	\$ 53,375.00	\$ 52,250.00	\$ 51,125.00			
School Energy	\$ 283,800.00	\$ 284,000.00	\$ 283,487.50	\$ 282,862.50	\$ 281,487.50	\$ 284,987.50
	\$ 899,581.76	\$ 898,656.76	\$ 897,019.26	\$ 282,862.50	\$ 281,487.50	\$ 284,987.50

	2030
	payments
School Energy	\$ 282,562.50
	\$ 282,562.50



FUND 151 UNION COUNTY DEBT SERVICE	CASH FLOW ANALYSIS FY18-151-DEBT SERVICE														
	Actual Revenue						Project Revenue								TOTAL
	2017 JULY	2017 AUG	2017 SEPT	2017 OCT	2017 NOV	2017 DEC	2018 JAN	2018 FEB	2018 MAR	2018 APR	2018 MAY	2018 JUNE			
CASH RECEIPTS	\$ 54,274	\$ 49,497	\$ 87,637	\$ 104,807	\$ 88,031	\$ 217,293	\$ 398,841	\$ 271,477	\$ 93,145	\$ 63,101	\$ 49,310	\$ 61,075	\$ 1,538,487		
LOAN PROCEEDS													\$ -		
TRANSFERS IN						\$ 500,000			\$ 284,300				\$ 784,300		
TOTAL CASH IN	\$ 54,274	\$ 49,497	\$ 87,637	\$ 104,807	\$ 88,031	\$ 717,293	\$ 398,841	\$ 271,477	\$ 377,445	\$ 63,101	\$ 49,310	\$ 61,075	\$ 2,322,787		
BEG CASH BAL	\$ 1,392,675	\$ 1,399,489	\$ 1,401,642	\$ 1,313,642	\$ 1,369,934	\$ 1,409,850	\$ 2,080,275	\$ 2,430,376	\$ 2,590,941	\$ 1,724,520	\$ 1,739,013	\$ 1,740,419			
AVAILABLE CASH	\$ 1,446,949	\$ 1,448,986	\$ 1,489,279	\$ 1,418,449	\$ 1,457,965	\$ 2,127,142	\$ 2,479,117	\$ 2,701,852	\$ 2,968,386	\$ 1,787,621	\$ 1,788,323	\$ 1,801,494			
CASH PAYMENTS	\$ 47,459	\$ 47,344	\$ 175,637	\$ 48,515	\$ 48,115	\$ 46,867	\$ 48,741	\$ 110,911	\$ 1,243,866	\$ 48,608	\$ 47,904	\$ 47,541	\$ 1,961,510		
TRANSFERS OUT													\$ -		
TOTAL CASH OUT	\$ 47,459	\$ 47,344	\$ 175,637	\$ 48,515	\$ 48,115	\$ 46,867	\$ 48,741	\$ 110,911	\$ 1,243,866	\$ 48,608	\$ 47,904	\$ 47,541	\$ 1,961,510		
ENDING BALANCE	\$ 1,399,489	\$ 1,401,642	\$ 1,313,642	\$ 1,369,934	\$ 1,409,850	\$ 2,080,275	\$ 2,430,376	\$ 2,590,941	\$ 1,724,520	\$ 1,739,013	\$ 1,740,419	\$ 1,753,953	\$ 1,753,953		
Cash In-Cash out	\$ 6,814	\$ 2,153	\$ (88,000)	\$ 56,292	\$ 39,916	\$ 670,426	\$ 350,100	\$ 160,565	\$ (866,421)	\$ 14,493	\$ 1,405	\$ 13,534	\$ 361,278		

Payment Footnotes

- 1) July through December are actual receipts and payment information
- 2) Sept 2017 payments include interest payment of Refunded Debt, Paulette and Ambulance Payments
- 3) Feb 2018 payment include Paulette plus Highway Dump Truck payment
- 3) March 2018 payments include interest and principal payment of REFI, PAULETTE, ENERGY Payments

Transfer in footnotes

- 1) Dec 2017 School High School Payment
- 2) March 2018 Energy Grant Transfer

OUTSTANDING DEBT PRINCIPAL

	Debt Balance	Debt Decrease	
Jun-05	\$ 10,270,000		
Jun-06	\$ 9,745,000	\$ 525,000	
Jun-07	\$ 9,544,925	\$ 200,075	
Jun-08	\$ 8,948,936	\$ 595,989	
Jun-09	\$ 8,330,236	\$ 618,700	
Jun-10	\$ 14,854,275	\$ (6,524,039)	\$7,160,000 Paulette
Jun-11	\$ 14,957,889	\$ (103,614)	\$488,000 Paulette Sewer
Jun-12	\$ 14,233,596	\$ 724,293	
Jun-13	\$ 12,485,113	\$ 1,748,483	
Jun-14	\$ 11,111,340	\$ 1,373,773	
Jun-15	\$ 13,144,716	\$ (2,033,376)	\$3,500,000 Energy Bond
Jun-16	\$ 11,714,628	\$ 1,430,088	
Jun-17	\$ 10,289,821	\$ 1,424,807	
Jun-18			
Jun-19			
Jun-20			

12. A Motion was made by **Wayne Roach** and **Seconded** by **R. L. Jones** to approve the addition of the following two (2) roads to the County Road List: Dayflower Lane and Valerie Lane.

County Chairman, Gary England called for a **Roll Call Vote: Commissioners Voting For:** J. M. Bailey, Lynn Beeler, Bob Bowers, Bill Cox, Stan Dail, Gary England, Jonathan Goforth, Janet Holloway, R. L. Jones, Wayne Roach, Mike Sexton, Chris Upton, and Doyle Welch. **Commissioners Voting Against:** None. **Commissioners Passing:** None. **Motion Carried.**

Union County Tennessee County Road Report
Infrastructure Cost\Value Estimation by Road for Reporting Year 2018

Road	Location	Class	Year	Length	Road Value
A					
Albright Road	4th district	3	1980	1.30	\$234,000.00
Anchor Place	5th\Sharps Chapel\Sunset Bay	2	2006	0.10	\$20,000.00
Andersonville Boat Dock Rd	6th district	2	1980	0.30	\$60,000.00
Angela Dr	4th district	2	1980	0.10	\$20,000.00
Archer Rd.	2nd district	2	1980	3.30	\$660,000.00
Ashley Brook Ln.	4th district	2	2001	0.10	\$20,000.00
Autumns Trail	1st district	2	1980	0.10	\$20,000.00
Autumns Way	3rd district	3	1980	0.60	\$108,000.00
B					
Back Rd.	5th\Sharps Chapel	3	1980	0.50	\$90,000.00
Bailey Dr.	1st district	3	1980	0.40	\$72,000.00
Bailey Lane	3rd district	3	1980	0.50	\$108,000.00
Baker Circle	1st district	2	1980	0.70	\$140,000.00
Ball Point Road	5th\Sharps Chapel	4	1980	0.90	\$35,000.00
Beard Valley Rd	6th district	1	1980	4.00	\$1,000,000.00
Beech Dr.	6th district	2	1980	0.10	\$20,000.00
Beech Grove Loop	5th\Sharps Chapel	3	1980	0.50	\$108,000.00
Beeler Gap Rd	4th district	3	1980	0.80	\$162,000.00
Beeler Hollow Rd	4th district	3	1980	1.20	\$216,000.00
Beeler Lane	1st district	2	1980	0.30	\$60,000.00
Beeler Road	4th district	2	1980	0.40	\$160,000.00
Begley Poor Rd.	5th\Sharps Chapel	2	1980	0.40	\$80,000.00
Berry Rd.	6th district	3	1980	0.30	\$54,000.00
Besle Rd (off Cape Russell)	5th\Sharps Chapel	1	1980	0.30	\$85,000.00
Big Ridge Park Rd	4th district	2	1980	2.60	\$580,000.00
Big Sinks Rd	5th\Sharps Chapel	2	1980	4.20	\$840,000.00
Big Valley	5th\Sharps Chapel	2	2006	2.40	\$600,000.00
Big Valley Rd.	5th\Sharps Chapel\Sunset Bay	1	2006	2.40	\$600,000.00
Black Fox Hollow Rd.	3rd district	2	1980	0.70	\$140,000.00
Black Fox Rd.	3rd district	1	1980	2.70	\$675,000.00
Blue Ridge Rd.	5th\Sharps Chapel	3	1980	2.00	\$360,000.00
Blue Springs Rd	5th\Sharps Chapel	3	1980	1.00	\$180,000.00
Bob Wright Rd.	3rd district	3	1980	1.30	\$270,000.00
Booker Ln.	2nd district	2	1980	0.20	\$36,000.00
Booker Rd.	4th district	2	1980	0.80	\$160,000.00
Bower Hollow Rd.	2nd district	2	1980	1.20	\$240,000.00
Braden Chapel Rd.	5th\Sharps Chapel	3	1980	2.40	\$432,000.00
Braden Rd.	5th\Sharps Chapel	3	1980	1.60	\$288,000.00
Brantley Rd.	5th\Sharps Chapel	2	1980	1.00	\$200,000.00
Brewer Hollow Rd.	5th\Sharps Chapel	3	1980	2.60	\$468,000.00
Brittany Ln.	5th\Sharps Chapel/Sunset Bay	2	2006	0.40	\$280,000.00
Brock Rd.	6th district	1	1980	1.40	\$350,000.00
Brogan Cemetary Rd.	5th\Sharps Chapel	3	1980	1.70	\$306,000.00
Brooks Rd.	6th district	2	1980	0.20	\$40,000.00
Bryams Fork Rd.	4th district	1	1980	1.20	\$300,000.00
Buckner Rd.	3rd district	3	1980	1.30	\$234,000.00
Bull Run Rd.	1st district	3	1980	2.70	\$675,000.00
Burkett Roach Ln.	6th district	2	1980	0.70	\$140,000.00
Burkhart Rd.	6th district	3	1980	0.60	\$108,000.00
Butcher Hollow Rd.	3rd district	1	1980	1.30	\$325,000.00

Butcher Ln.	6th district	1	1980	0.40	\$100,000.00
Butler Ln.	6th district	3	1980	0.10	\$27,000.00

C

C-Bird Ln.	3rd district	2	1980	0.20	\$30,000.00
Cain Rd.	5th\Sharps Chapel	3	1999	1.40	\$252,000.00
Cain Seed Hollow Rd.	3rd district	3	1980	0.50	\$90,000.00
Campbell Ln.	5th\Sharps Chapel	3	1980	0.20	\$36,000.00
Cape Russell Rd.	5th\Sharps Chapel	2	1980	0.50	\$100,000.00
Captains Cove Rd.	5th\Sharps Chapel\Sunset Bay	2	2006	0.40	\$90,000.00
Cedar Hill Rd.	3rd district	3	1994	0.20	\$36,000.00
Cedar Place	2nd district	1	1980	0.10	\$20,000.00
Central View Rd.	4th district	1	1980	1.30	\$375,000.00
Chestnut Grove Rd.	3rd district	2	1980	1.60	\$288,000.00
Chestnut Ridge Rd.	6th district	3	1980	1.50	\$375,000.00
Circle Dr.	5th district	2	1980	2.00	\$400,000.00
Claudes Nest	5th\Sharps Chapel\Sunset Bay	2	2006	0.60	\$10,000.00
Clayton Homes Rd.	6th district	2	1980	0.30	\$60,000.00
Clear Branch Dr.	2nd district	3	1980	0.10	\$20,000.00
Clinch Mountain Rd.	2nd district	2	1980	1.60	\$320,000.00
Club House Dr.	4th district	3	1980	1.20	\$198,000.00
Cody Ln.	4th district	2	1980	0.10	\$18,000.00
Cole Hollow Rd.	5th\Sharps Chapel	3	1980	0.40	\$72,000.00
Cole Ln.	5th\Sharps Chapel	3	1980	0.30	\$54,000.00
Comb Ridge Rd.	6th district	2	1980	0.40	\$80,000.00
Cool Branch Rd.	3rd district	3	1980	1.20	\$216,000.00
Cooper Ln.	6th district	2	1980	0.60	\$120,000.00
Cooper Rd.	4th district	2	1980	0.70	\$160,000.00
Corryton-Luttrell Rd.	7th district	1	1980	2.90	\$725,000.00
Cox Ln.	6th district	3	1980	0.10	\$18,000.00
Cox Rd. (S. C)	5th\Sharps Chapel	3	1980	2.00	\$360,000.00
Cox Rd.	3rd district	2	1980	1.20	\$240,000.00
Crabtree Rd.	5th\Sharps Chapel	2	1980	0.20	\$40,000.00
Crosscreek Ln.	1st district	2	1996	0.10	\$20,000.00
Crown Hill	4th district	2	2006	0.20	\$40,000.00

D

Damewood Hollow Rd.	1st district	2	1980	3.00	\$600,000.00
Dan Shumate Rd.	1st district	3	1980	1.20	\$216,000.00
Dark Hollow North	4th district	2	1980	1.70	\$340,000.00
Dark Hollow South	4th district	2	1980	1.80	\$400,000.00
David Drive North	1st district	2	1980	0.40	\$80,000.00
Davis Rd.	2nd district	2	1980	0.50	\$100,000.00

Dayflower Ln.	1st district	2	2010	0.10	\$10,000.00
Deer Run Rd.	5th\Sharps Chapel	4	1980	0.30	\$45,000.00
Devil's Backbone	5th\Sharps Chapel	3	1980	2.70	\$486,000.00
Dock Rd.	4th district	2	1980	0.30	\$40,000.00
Dogwood Dr.	2nd district	2	1980	0.30	\$60,000.00
Dogwood Ln.	6th district	2	1980	0.90	\$180,000.00
Dogwood Rd.	6th district	3	1980	0.50	\$90,000.00
Dogwood Trail	4th district	1	1980	0.40	\$100,000.00
Dogwood St.\Krikland Height:	6th district	1	1980	0.30	\$85,000.00
Donahue Rd.	2nd district	1	1980	1.50	\$375,000.00

Dorothy Dr.	6th district	2	1980	0.10	\$20,000.00
Dotson Creek Rd.	3rd district	2	1980	2.00	\$400,000.00
Dove Court	5th\Sharps Chapel\Sunset Bay	2	2006	0.10	\$20,000.00
Dr. Davis Rd.	5th\Sharps Chapel	3	2001	1.30	\$270,000.00
Dry Hollow Rd.	5th\Sharps Chapel	3	1980	1.00	\$180,000.00
Duke Ln.	2nd district	3	1980	0.50	\$9,000.00
Duke Rd.	2nd district	3	1980	0.40	\$72,000.00
Dyke Rd.	5th\Sharps Chapel	3	1980	1.30	\$234,000.00

E

Eagle Court	5th\Sharps Chapel\Sunset Bay	2	2006	0.15	\$30,000.00
Edith Ln.	5th\Sharps Chapel\Sunset Bay	2	2006	0.15	\$42,000.00
Edmonson Ln.	1st district	3	1980	0.20	\$36,000.00
Edward Hollow Rd.	5th\Sharps Chapel	3	1980	0.60	\$180,000.00
Ellison Ln.	5th\Sharps Chapel	3	1980	0.90	\$612,000.00
Elm Rd.	6th district	3	2001	0.40	\$72,000.00
Elvin Hill Rd.	6th district	2	1980	0.40	\$120,000.00
England Rd.	6th district	2	1980	1.20	\$300,000.00
Eva Rd.	2nd district	2	1980	0.20	\$36,000.00
Edwards Rd.	3rd district	2	1980	0.40	\$72,000.00

F

Fall Creek Ln.	3rd district	3	1980	0.60	\$108,000.00
Fal Creek Rd.	3rd district	3	1980	1.40	\$252,000.00
Fall Creek Rd. (access)	3rd district	3	1980	0.30	\$54,000.00
Fern Dr.	4th district	3	1980	1.50	\$27,000.00
Firebird Ln.	6th district	2	1980	0.20	\$40,000.00
Fishers Loop	5th\Sharps Chapel\Sunset Bay	2	2006	0.50	\$110,000.00
Fox Hollow Ln.	4th district	3	1980	0.20	\$36,000.00
Fox Hunter Rd.	3rd district	3	1980	4.30	\$774,000.00

G

Garfield Lane (one way)	5th\Sharps Chapel\Sunset Bay	2	2006	0.03	\$65,000.00
Garfield Lane (two way)	5th\Sharps Chapel\Sunset Bay	2	2006	1.00	\$190,000.00
Gilbert Ln.	3rd district	3	1980	0.30	\$54,000.00
Goose Ln.	3rd district	2	1999	0.80	\$31,000.00
Grace Ridge Rd.	4th district	2	1999	0.10	\$20,000.00
Grandview Dr.	3rd district	2	1986	0.60	\$108,000.00
Graves Hollow Rd.	4th district	3	1980	1.20	\$216,000.00
Graves Rd.	6th district	2	1980	1.20	\$200,000.00
Gray Rd.	3rd district	3	1980	0.90	\$162,000.00
Grandpa's Ridge Rd.	5th\Sharps Chapel	3	1980	0.50	\$120,000.00
Green Acres Rd.	1st district	2	1980	0.30	\$60,000.00
Greenland Rd.	1st district	3	1980	0.10	\$18,000.00
Grissom Rd.	4th district	3	1980	0.70	\$72,000.00
Grizzell Ridge Rd.	5th\Sharps Chapel	3	1980	2.20	\$396,000.00
Guyton Dr.	4th district	3	1980	0.30	\$54,000.00

H

Hankins Hollow Rd.	6th district	3	1980	1.10	\$180,000.00
Hansard Rd.	6th district	2	1980	1.60	\$32,000.00
Happy Hollow Rd.	5th\Sharps Chapel	3	1980	1.20	\$216,000.00
Harless Rd. - <i>from 673 toward Old Tazewell Pk only</i>	7th district	2	1980	0.50	\$100,000.00
Harmon Dr.	6th district	2	1980	0.20	\$40,000.00
Harness Rd.	5th\Sharps Chapel	2	1980	0.20	\$40,000.00

Heiskell Rd.	4th district	2	1980	0.50	\$100,000.00
Helms Ferry Rd.	5th\Sharps Chapel	2	1987	0.30	\$90,000.00
Hensley Hollow Rd.	1st district	2	1980	1.10	\$220,000.00
Hickory Dr.	4th district	3	1980	0.20	\$36,000.00
Hickory Pt.	4th district	3	1980	2.80	\$560,000.00
Hickory Star Rd.	4th district	2	1980	1.80	\$360,000.00
Hickory Valley Rd.	3rd district	1	1980	1.90	\$390,000.00
Highland Trace Rd.	5th\Sharps Chapel	2	2001	1.00	\$200,000.00
High Ridge Ct. North	3rd district	2	1980	0.20	\$40,000.00
High Ridge Ct. South	3rd district	2	1980	0.10	\$20,000.00
Highland View St.	6th district	3	1980	0.10	\$18,000.00
Hill Acre Rd.	6th district	2	1980	0.10	\$20,000.00
Hill Top Ln.	6th district	2	1980	0.30	\$90,000.00
Hillcrest Dr.	6th district	2	1980	0.10	\$20,000.00
Hinds Creek Rd.	4th district	2	1980	5.50	\$1,260,000.00
Hogskin Valley Rd.	3rd district	2	1980	2.70	\$540,000.00
Holloway Rd.	5th\Sharps Chapel	3	1980	0.90	\$162,000.00
Hubbs Grove Rd.	1st district	2	1980	3.00	\$600,000.00
Huntington Creek Rd.	5th\Sharps Chapel	3	1980	0.30	\$72,000.00
Hurricane Hollow Rd.	3rd district	3	1980	1.90	\$342,000.00
Hutchinson Loop	4th district	3	1980	0.20	\$36,000.00
Hutchinson Rd.	4th district	3	1980	0.80	\$144,000.00
Hubbs Rd.	2nd district	3	1980	0.30	\$54,000.00

I

Island Dr.	4th district	2	1980	0.20	\$40,000.00
------------	--------------	---	------	------	-------------

J

J.B. Lane	5th\Sharps Chapel	3	1980	0.10	\$18,000.00
J. Will Taylor Rd.	5th\Sharps Chapel	3	1980	0.90	\$162,000.00
Jackie Hollow Rd.	5th\Sharps Chapel	3	1980	0.20	\$36,000.00
Jackson Rd.	6th district	3	1980	0.30	\$54,000.00
Jamie St.	6th district	2	1980	0.20	\$40,000.00
Jane Dyer Rd.	2nd district	2	1980	0.90	\$120,000.00
Jerry Hollow Rd.	4th district	2	1980	0.80	\$180,000.00
Jess Perry Rd.	3rd district	3	1980	0.90	\$90,000.00
Jessee Rd.	3rd district	3	1980	0.50	\$90,000.00
JFG Coffee Rd.	4th district	3	1980	0.60	\$126,000.00
Jim Town Rd. (east)	2nd district	3	1980	0.40	\$72,000.00
Joe Cooper Ln.	6th district	2	1980	0.30	\$60,000.00
Joe Davis Rd.	3rd district	3	1980	0.50	\$90,000.00
Joggin St.	6th district	2	1980	0.50	\$80,000.00
John Deere Dr.	6th district	2	1980	0.30	\$120,000.00
Johnson Farm Rd.	1st district	2	1980	0.50	\$100,000.00
Johnson Hollow Rd.	5th\Sharps Chapel	2	1980	2.70	\$100,000.00
Johnson Rd.	1st district	2	1980	1.20	\$240,000.00
Judson Rd.	4th district	2	1980	0.20	\$40,000.00
Judy Ln.	1st district	1	2015	0.12	\$24,300.00
Julian Dr.	2nd district	2	1980	0.50	\$100,000.00
Justin Ln.	4th district	2	1999	0.20	\$40,000.00

K

Kannott Ln.	4th district	3	1980	0.40	\$72,000.00
Karen Ln. - not DeWayne Bur	6th district	2	1980	0.20	\$40,000.00
K.D. Ln.	1st district	3	1980	0.20	\$36,000.00
Keck Rd.	3rd district	3	1980	1.00	\$180,000.00
Kenny Ln	1st district	3	1997	0.20	\$36,000.00
Keith Dr.	1st district	2	1980	0.60	\$160,000.00

Kettle Hollow Rd.	3rd district	2	1980	2.60	\$520,000.00
Keystown Rd.	2nd district	2	1980	1.60	\$320,000.00
Kite Pass	5th\Sharps Chapel\Sunset Bay	2	2006	0.05	\$10,000.00
Kitts Rd.	2nd district	2	1980	1.20	\$240,000.00

L

Lakeshore Dr	4th district	2	1980	0.70	\$140,000.00
Lakeshore Dr. (s.c.)	5th\Sharps Chapel	3	1980	0.30	\$54,000.00
Lakeview Circle	5th\Sharps Chapel	3	1980	0.50	\$90,000.00
LakerviewDr. (n.s.)	5th\Sharps Chapel	2	1980	4.50	\$900,000.00
Lakeview Rd.	5th district	3	1980	0.30	\$234,000.00
Lakeview Ln.	4th district	1	1980	0.20	\$40,000.00
Lambdin Rd.	3rd district	3	1980	0.90	\$108,000.00
Lambdin Ln.	4th district	3	1980	0.70	\$126,000.00
Lambdin Ridge Rd.	5th\Sharps Chapel	3	1980	1.10	\$198,000.00
Larayne Hollow Rd.	5th\Sharps Chapel\Sunset Bay	2	2006	0.85	\$174,000.00
Lawrence Trail	5th\Sharps Chapel\Sunset Bay	2	2006	0.15	\$30,000.00
Laws Rd.	3rd district	3	1980	1.40	\$252,000.00
Lay Hollow Rd.	5th\Sharps Chapel	3	1980	2.40	\$432,000.00
Lay Acres	1st district	3	1980	0.30	\$54,000.00
Lay View Dr.	1st district	3	1980	0.10	\$27,000.00
Leadmine Bend Rd.	5th\Sharps Chapel	2	1980	5.80	\$1,960,000.00
Leilas Way	5th\Sharps Chapel\Sunset Bay	2	2006	0.25	\$50,000.00
Lett Cemetary Rd.	4th district	3	1980	0.20	\$36,000.00
Lewis Greene Hollow Rd.	3rd district	3	1980	0.50	\$90,000.00
Linda Ln.	4th district	2	2001	0.10	\$20,000.00
Little Tater Valley Rd.	2nd district	2	1980	2.00	\$40,000.00
Little Valley Rd.	3rd district	2	1980	7.10	\$1,420,000.00
Loop Rd.	5th\Sharps Chapel	2	1980	2.80	\$560,000.00
Lost Creek	5th\Sharps Chapel	3	1980	0.70	\$72,000.00
Loveday Ln.	5th\Sharps Chapel	3	1980	0.10	\$18,000.00
Loyston Point Rd.	4th district	2	1980	1.00	\$20,000.00
Loyston Rd.	4th district	2	1980	2.20	\$440,000.00
Licksillet Rd.	3rd district	2	1980	0.50	\$100,000.00
Lynn Dr.	1st district	2	1980	0.20	\$40,000.00

M

Macedonia Church Rd	4th district	2	1980	1.50	\$320,000.00
Malone Gap Rd	4th district	2	1980	0.90	\$169,000.00
Maples Circle	5th\Sharps Chapel	3	1980	0.50	\$90,000.00
March Rd	6th district	3	1980	0.20	\$36,000.00
Martin Rd.	6th district	2	1980	0.15	\$30,000.00
McAfee Ln	4th district	2	1980	0.10	\$20,000.00
McCoy Rd.	4th district	3	1980	0.20	\$18,000.00
McNerling Ln	5th district\Sharps Chapel	3	1980	0.20	\$36,000.00
Meadow View Dr.	6th district	2	1980	1.20	\$240,000.00
Melanie Ln.	3rd district	2	2001	0.10	\$20,000.00
Mell Fall Hollow Rd.	5th\Sharps Chapel	3	1980	1.00	\$180,000.00
Michelle Ln.	2nd district	3	1980	0.40	\$72,000.00
Midfield Dr.	6th district	2	1980	0.10	\$20,000.00
Mill Creek Ct.	6th district	3	1980	0.10	\$18,000.00
Mill Creek Run	6th district	3	1980	0.50	\$90,000.00
Mill Pond Hollow Rd	1st district	3	1980	0.60	\$108,000.00
Monroe Hollow Rd.	2nd district	2	1980	1.10	\$220,000.00
Monroe Ln.	5th\Sharps Chapel	3	1980	0.20	\$36,000.00
Moore's Gap Rd.	4th district	2	1980	1.10	\$220,000.00
Mt. Olive Rd.	4th district	3	1980	0.20	\$36,000.00
Mountain View Rd.	2nd district	2	1999	0.20	\$38,000.00
Mynatt Ln.	7th district	3	1980	0.20	\$36,000.00

N					
Nave Hill Rd.	3rd district	3	1980	0.70	\$125,000.00
Nicely Ln.	3rd district	3	1980	0.30	\$54,000.00
Nikki St.	5th\Sharps Chapel\Sunset Bay	2	2006	0.15	\$30,000.00
Noah Dr.	6th district	2	1980	0.30	\$60,000.00
Norris Shores Dr.	5th\Sharps Chapel	2	1980	3.10	\$620,000.00
Norris Shores Ln.	5th\Sharps Chapel	2	1980	0.70	\$20,000.00
North Ridge View Rd	7th district	3	1980	0.60	\$120,000.00
North Shores Dr.	4th district	3	1980	0.40	\$72,000.00
Norton Rd.	5th\Sharps Chapel	3	1980	0.65	\$117,000.00

O					
Oak Grove Ln.	5th\Sharps Chapel	2	1980	1.20	\$215,000.00
Oak Grove Rd.	5th\Sharps Chapel	2	1980	1.50	\$300,000.00
Oakland Rd.	3rd district	2	1980	0.80	\$150,000.00
Oakwood Dr.	1st district	3	1980	0.20	\$36,000.00
Old Cox Rd.	3rd district	3	1980	0.10	\$18,000.00
Old Hickory Valley (closed 6/;	around Cox Rd.	2	1980	5.30	\$1,060,000.00
Old Highway 33	3rd district	2	1980	2.20	\$440,000.00
Old Highway 61 East	2nd district	1	1980	0.60	\$120,000.00
Old Leadmine Bend Rd.	5th\Sharps Chapel	3	1980	1.60	\$288,000.00
Old Loyston Rd.	6th district	3	1980	0.40	\$72,000.00
Old Maynardville Hwy	6th district	2	1980	0.10	\$20,000.00
Old Spring Branch Rd.		3	1980	0.50	\$90,000.00
Old Tazewell Pike	7th district	2	1980	1.60	\$320,000.00
Old Valley Rd.	5th\Sharps Chapel	2	1980	2.00	\$400,000.00
Ott Rd.	5th\Sharps Chapel	3	1980	0.80	\$144,000.00
Ousley Gap Rd.	4th district	2	1980	1.20	\$180,000.00
Overlook Trail Rd.	4th district	2	2001	1.00	\$200,000.00
Owen Moore Dr.	1st district	2	1980	0.30	\$60,000.00

P					
Palmers Junction Rd - TVA		4	-	-	
Park Rd.	2nd district	1	1980	0.30	\$85,000.00
Parsons Shores Rd.	5th\Sharps Chapel	3	1980	0.80	\$144,000.00
Peters Rd.	2nd district	2	1980	0.80	\$160,000.00
Pinecrest Dr.	3rd district	2	1980	0.50	\$100,000.00
Pine Dr.	6th district	2	1980	0.20	\$30,000.00
Pine Ln.	6th district	2	1980	0.10	\$20,000.00
Pine Rd.	6th district	2	1980	0.20	\$20,000.00
Pinewood Rd.	6th district	3	1980	0.15	\$27,000.00
Possum Valley Rd.	6th district	2	1980	2.80	\$560,000.00
Postmaster Rd.	5th\Sharps Chapel	3	1980	1.10	\$198,000.00
Prospect Rd.	1st district	2	1980	2.00	\$140,000.00

Q					
Quarry Rd.	6th district	2	1980	0.20	\$250,000.00

R					
Raccoon Valley Rd.	6th district	2	1980	4.50	\$880,000.00
Raceway Dr.	6th district	2	1980	1.70	\$340,000.00
Raley Rd.	1st district	3	1980	0.70	\$297,000.00
Ravyns Way	1st district	2	1980	0.20	\$40,000.00
Ray Ln.	5th\Sharps Chapel	3	1980	0.40	\$72,000.00
Ray Rd.	5th\Sharps Chapel	3	1980	1.20	\$54,000.00
Redbud Circle	2nd district	3	1980	2.10	\$378,000.00
Reginas Point (one way)	5th\Sharps Chapel\Sunset Bay	2	2006	0.20	\$40,000.00
Reginas Point (two way)	5th\Sharps Chapel\Sunset Bay	2	2006	0.30	\$60,000.00
Richardson Hill	4th district	3	2004	0.30	\$36,000.00
Ridge Rd.	3rd district	3	1980	2.20	\$396,000.00

Ridge Rd. (s.c.)	5th\Sharps Chapel	3	1980	2.20	\$414,000.00
Ridgecrest Rd.	2nd district	2	1980	0.60	\$120,000.00
Riverview Rd.	3rd district	3	1980	0.80	\$144,000.00
Rose Dr.	1st district	2	1980	0.30	\$50,000.00
Rouse Rd.	2nd\Sharps Chapel	3	1980	0.30	\$54,000.00
Rowe Chesney Ln.	2nd district	3	1980	0.05	\$9,000.00
Royce Rd.	4th district	3	1980	0.50	\$72,000.00
Ruby Way	5th\Sharps Chapel\Sunset Bay	2	2006	0.20	\$40,000.00
Rush Ln.	3rd district	3	1980	0.20	\$36,000.00
Russell Bros. (one way)	5th\Sharps Chapel\Sunset Bay	2	2006	0.80	\$160,000.00
Russell Bros. (two way)	5th\Sharps Chapel\Sunset Bay	2	2006	5.30	\$1,060,000.00
Russell Dr.	6th district	2	1980	0.60	\$100,000.00
Russell Rd.	5th\Sharps Chapel	2	1980	1.50	\$400,000.00
Ruth Grace (one way)	5th\Sharps Chapel\Sunset Bay	2	1980	1.45	\$290,000.00
Ruth Grace (two way)	5th\Sharps Chapel\Sunset Bay	2	1980	0.25	\$50,000.00

S

Sandy Ln.	6th district	2	1980	0.60	\$120,000.00
Satterfield Ln.		2	1980	0.10	\$18,000.00
Satterfield Rd.	6th district	2	1980	4.40	\$880,000.00
Scaley Bark Ln.	5th\Sharps Chapel	3	1980	0.10	\$144,000.00
Scott Hollow Rd.	5th\Sharps Chapel	2	1980	0.30	\$60,000.00
Scott Rd.	6th district	2	1980	1.00	\$200,000.00
Sexton Ln.	3rd district	3	1980	0.30	\$54,000.00
Seymour Ln.	3rd district	2	1980	0.10	\$20,000.00
Shady Acres	5th\Sharps Chapel	3	1980	0.10	\$20,000.00
Sharp Ln.	4th district	3	1980	0.20	\$27,000.00
Sharps Chapel Rd.	5th\Sharps Chapel	2	1980	11.00	\$220,000.00
Shainas Place (one way)	5th\Sharps Chapel\Sunset Bay	2	2006	0.20	\$40,000.00
Shelby Loop	5th\Sharps Chapel	2	1980	0.60	\$120,000.00
Shelby Dr.	5th\Sharps Chapel	3	1980	0.50	\$90,000.00
Shiplee Ridge Rd.	4th district	3	1980	0.50	\$90,000.00
Shelly Dr.	5th\Sharps Chapel	3	1980	0.60	\$162,000.00
Shirley Ann Ln.	1st district	3	1996	0.30	\$54,000.00
Shoffner Ln.	6th district	2	1980	1.20	\$30,000.00
Shoffner Rd.	5th\Sharps Chapel	3	1980	1.10	\$198,000.00
Short Rd.	5th\Sharps Chapel	3	1980	0.80	\$144,000.00
Sierra Ridge (one way)	5th\Sharps Chapel\Sunset Bay	2	2006	0.05	\$10,000.00
Smith Ln.	4th district	2	1980	0.30	\$60,000.00
South Cove Rd.	3rd district	3	1980	0.10	\$72,000.00

South Glen Dr.	1st district	2	2016	0.20	\$45,600.00
Sparks Landing Rd.	4th district	3	1980	1.30	\$234,000.00
Sparrow Way	5th\Sharps Chapel\Sunset Bay	2	2006	0.10	\$20,000.00
Spring Branch Rd.	1st district	2	1995	0.20	\$40,000.00
Stiner Hollow Rd.	5th\Sharps Chapel	3	1980	1.10	\$198,000.00
Stiner Loop	5th\Sharps Chapel	3	1980	0.50	\$90,000.00
Stiner Rd.	5th\Sharps Chapel	3	1980	1.10	\$198,000.00
Stiner Shores	5th\Sharps Chapel	3	1980	0.40	\$72,000.00
Straight Branch Rd.	5th\Sharps Chapel	3	1980	2.50	\$450,000.00
Sugar Camp Ln.	3rd district	3	1997	1.10	\$198,000.00
Sugar Limb Rd.	3rd district	3	1998	0.20	\$36,000.00
Summers Rd.	4th district	2	1980	0.75	\$150,000.00
Summit Ln.	3rd district	1	1980	0.20	\$40,000.00
Sunny St.	5th\Sharps Chapel\Sunset Bay	2	2006	0.70	\$10,000.00
Sunset View	5th\Sharps Chapel\Sunset Bay	2	2006	0.40	\$100,000.00
Swan Seymour Rd.	3rd district	3	1980	1.50	\$270,000.00
Swan Song Tr.	5th\Sharps Chapel\Sunset Bay	2	2006	0.30	\$60,000.00

T					
Tanglewood Rd	5th\Sharps Chapel	3	1980	3.20	\$540,000.00
Tater Valley Rd.	2nd district	2	1980	2.80	\$560,000.00
Texas Hollow Rd.	2nd district	2	1980	2.70	\$540,000.00
Texas Valley Rd.	6th district	3	1980	0.40	\$80,000.00
Thomas Weaver Rd.	6th district	2	1980	0.40	\$70,000.00
Three Falls Rd.	3rd district	3	1980	0.30	\$45,000.00
Timber Creek Rd. - added 5/12/2014	1st District	2	2007		
Tim Nicely Rd.	3rd district	3	1980	0.10	\$36,000.00
Timber Ridge Rd.	5th\Sharps Chapel	3	1980	0.70	\$108,000.00
Tobits Fides Rd.	6th district	3	1980	0.60	\$108,000.00
Todds Trace		3	1996	0.10	\$20,000.00
Tolliver Ridge Rd.	5th\Sharps Chapel	3	1980	2.80	\$480,000.00
Tower Ln.	3rd district	2	1980	0.70	\$140,000.00
Tower Rd.	3rd district	3	1980	0.50	\$90,000.00
Tudor Hollow Rd.	4th district	2	1980	2.00	\$400,000.00
Tumbling Run Estates	3rd district	3	1980	1.30	\$180,000.00
Turner Hollow Rd.	4th district	2	1980	0.80	\$160,000.00
Turner Rd.	4th district	2	1980	0.75	\$150,000.00
Twilight Blvd	5th\Sharps Chapel	2	2016	0.50	\$90,000.00

V					
Valerie Ln.	1st district	2	2010	0.2	20,000.00
Valley View Rd		2	1980	0.20	\$40,000.00

W					
Waddington Ln.	1st district	1	2015	0.12	\$24,300.00
Walker Rd.	5th\Sharps Chapel	3	1980	3.40	\$612,000.00
Walkers Farm Rd.	1st district	3	1997	0.40	\$72,000.00
Walkers Ford Rd.	1st district	2	1980	9.30	\$320,000.00
Wallace Rd.	7th district	2	1980	0.60	\$120,000.00
Walleye Point Rd.	5th\Sharps Chapel	2	1980	0.60	\$100,000.00
Warwick Chapel Rd.	2nd district	2	1980	2.00	\$40,000.00
Warwick Ln.	1st district	2	1980	0.20	\$40,000.00
Weaver Ridge Rd.	5th\Sharps Chapel	3	1980	3.10	\$558,000.00
Welch Dr.	6th district	3	1980	0.20	\$36,000.00
Whetsell Ln.	6th district	2	1980	0.60	\$120,000.00
White Rd.	5th\Sharps Chapel	3	1980	0.30	\$54,000.00
Wild Turkey Ln.	3rd district	2	1999	0.30	\$60,000.00
Williams Rd.	6th district	2	1980	0.20	\$40,000.00
Windy Sails Ln.	5th\Sharps Chapel\Sunset Bay	2	2006	0.35	\$70,000.00
Wolfe Rd.	7th district	2	1980	0.80	\$160,000.00
Wolfenbarger Ln.	7th district	2	1980	1.30	\$260,000.00
Wolfenbarger Rd.	2nd district	2	1980	1.60	\$320,000.00
Wyrick Rd.	4th district	3	1980	0.30	\$108,000.00
Totals:				378.18	\$70,283,000.00

**Revised July 2017

A **Motion** was made by **Chris Upton** and **Seconded** by **Janet Holloway** to approve the 2018 County Road List, as presented.

County Chairman, Gary England called for a **Roll Call Vote: Commissioners Voting For:** J. M. Bailey, Lynn Beeler, Bob Bowers, Bill Cox, Stan Dail, Gary England, Jonathan Goforth, Janet Holloway, R. L. Jones, Wayne Roach, Mike Sexton, Chris Upton, and Doyle Welch. **Commissioners Voting Against:** None. **Commissioners Passing:** None. **Motion Carried.**

13. There was a brief discussion concerning the Union County High School Track & Field Project; however, no action was taken by County Commission.

14. Old Business:

No Old Business was presented before County Commission in open meeting on Monday, January 8, 2018.

15. New Business:

A letter from Marty Smith was presented to the Commission regarding compensation and meals for county emergency personnel on holidays.

A **Motion** was made by **Mike Sexton** and **Seconded** by **Janet Holloway** to refer the matter to the Budget Committee for consideration.

County Chairman, Gary England called for an **Aye Vote. Motion Carried.**

16. Addendums:

a. Approve/Disapprove Resolution for CDBG Ambulance Grant

A RESOLUTION AUTHORIZING UNION COUNTY TO SUBMIT AN APPLICATION FOR A 2018 COMMUNITY DEVELOPMENT BLOCK GRANT

Resolution No. 01 01-08-2018

WHEREAS, the Tennessee Community Development Block Grant (CDBG) Program has been established to assist local governments in meeting community development and housing needs consistent with the objectives as set forth in Title I of the Housing and Community Development Act of 1974, as amended; and

WHEREAS, Union County, acting by and through its Mayor and County Commission proposes to apply for CDBG funds for the purpose of performing eligible community development activities that will benefit the majority of the residents in Union County; and

WHEREAS, Union County will provide local financial support in conjunction with the CDBG funds to complete the above project based on its designated ability pay percentage of 11%, which includes the eligible Three-Star bonus allowance; and



NOW, THEREFORE, BE IT RESOLVED, that Union County Commission hereby commits to applying for a Community Development Block Grant funds, up to but not to exceed \$315,000, which includes the eligible Three-Star bonus allowance, for their submission of the 2018 application for an Ambulance Services project; and

BE IT FURTHER RESOLVED, Union County Commission will commit to provide matching funds in the amount of up to but not to exceed \$38,933 of the total eligible project costs. The total CDBG grant application will be up to, but not exceeding the amount of \$353,933.

Duly passed and approved this 8th day of January, 2018.

APPROVED: 
County Mayor

APPROVED: 
County Chairman

 APPROVED: 
County Clerk

A **Motion** was made by **R. L. Jones** and **Seconded** by **Bob Bowers** to approve Resolution No. 01 01-08-2018 for CDBG Ambulance Grant, as presented.

County Chairman, Gary England called for a **Roll Call Vote: Commissioners Voting For:** J. M. Bailey, Lynn Beeler, Bob Bowers, Bill Cox, Stan Dail, Gary England, Jonathan Goforth, Janet Holloway, R. L. Jones, Wayne Roach, Mike Sexton, Chris Upton, and Doyle Welch. **Commissioners Voting Against:** None. **Commissioners Passing:** None. **Motion Carried.**


b. Approve/Disapprove Budget Amendment – 131-Highway Fund

UNION COUNTY GOVERNMENT
BUDGET AMENDMENT REQUEST
Submitted to Road Commission January 4, 2018
131-Highway Fund

Function	Obj	Cost Center	DESCRIPTION	Original/ Amended Budget	Decrease	Increase	Amended Budget	
62000	145		EQUIPMENT OPERATORS-LIGHT	\$ 107,512.00		\$ 50,700.00	\$ 158,212.00	
62000	149		LABORERS	\$ 51,356.00	\$ (25,678.00)		\$ 25,678.00	
65000	513		WORKMAN'S COMPENSATION INSURANCE	\$ 30,000.00		\$ 1,949.00	\$ 31,949.00	
65000	511		VEHICLE AND EQUIPMENT INSURANCE	\$ 26,500.00	\$ (501.00)		\$ 25,999.00	
62000	443		ROAD SIGNS	\$ 4,000.00		\$ 2,000.00	\$ 6,000.00	
68000	714		HIGHWAY EQUIPMENT	\$ 91,000.00		\$ 91,550.00	\$ 182,550.00	
				\$ -	\$ (26,179.00)	\$ 146,199.00		
\$ 120,020.00							NET CHANGE	

44530		SALE OF EQUIPMENT	\$ 21,550.00
44145		SALE OF RECYCLED MATERIALS	\$ 547.80
39000		FUND BALANCE	\$ 97,922.20
			\$ 120,020.00

ADOPTED AND APPROVED IN OPEN MEETING, AT MAYNARDVILLE, TENNESSEE, this 8th day of January, 2018

 <p>Attest: <i>Pam Ailor</i> Pam Ailor Union County Clerk</p>	<p><i>Gary England</i> Gary England Chairman</p>	<p><i>Mike Williams</i> Mike Williams Union County Mayor</p>	<p>Voting Aye <u>13</u></p> <p>Voting Nay <u>0</u></p> <p>Pass <u>0</u></p> <p>Abstain <u>0</u></p>
--	--	--	---

A **Motion** was made by **Chris Upton** and **Seconded** by **R. L. Jones** to approve the **Budget Amendment Request for 131-Highway Fund**, as presented.

County Chairman, Gary England called for a **Roll Call Vote: Commissioners Voting For:** J. M. Bailey, Lynn Beeler, Bob Bowers, Bill Cox, Stan Dail, Gary England, Jonathan Goforth, Janet Holloway, R. L. Jones, Wayne Roach, Mike Sexton, Chris Upton, and Doyle Welch. **Commissioners Voting Against:** None. **Commissioners Passing:** None. **Motion Carried.**

17. A **Motion** was made by **R. L. Jones** and **Seconded** by **Mike Sexton** to **Adjourn.**

County Chairman, Gary England called for an **Aye Vote. Motion Carried.**
Union County Commission's Regular Meeting **Adjourned at 7:43 P.M.**